



[BE 1 MAKE 1]



[BE 1 MAKE 1]

A Vision evangelism and
discipleship tool.

OUR METHOD



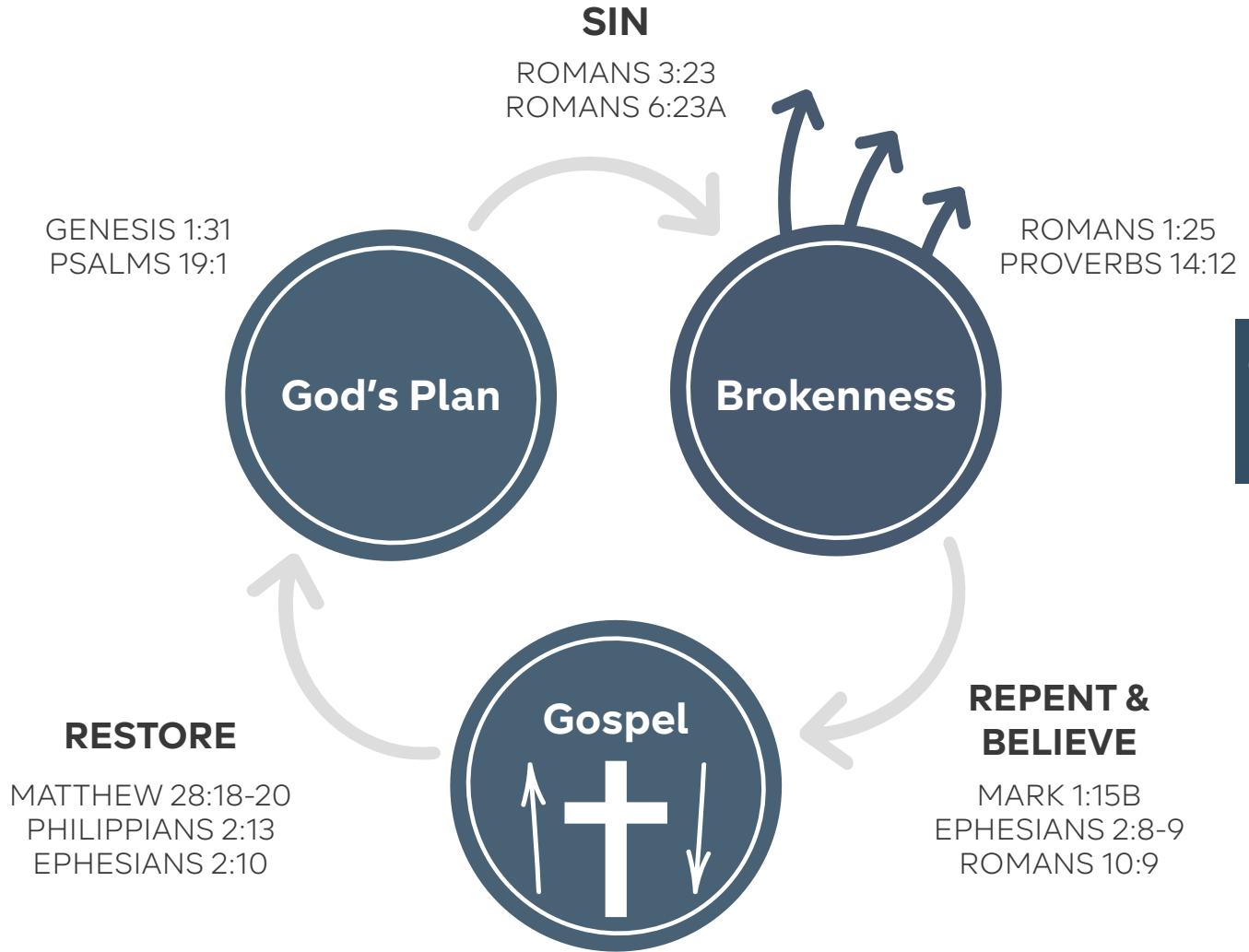
FIFTEEN SECOND STORY

THERE WAS A TIME IN MY LIFE:

 JESUS

Do you have a similar story?

THREE CIRCLES



RESPONSE

Acts 17:32 - 34

Red Light:

"No" (rejects the gospel).

Your Response: There should be no arguing or debating. Thank them for listening and make yourself available to pick up the conversation with them if they would ever like to continue. Kindly and lovingly continue your search for the spiritually interested. Keep praying for them and sharing your faith.

Yellow Light:


"I need to think about it" (spiritual interest, not ready to follow Jesus).

Your Response: Ask them when/ where they can meet (best to meet in their location) and see who else they can invite.

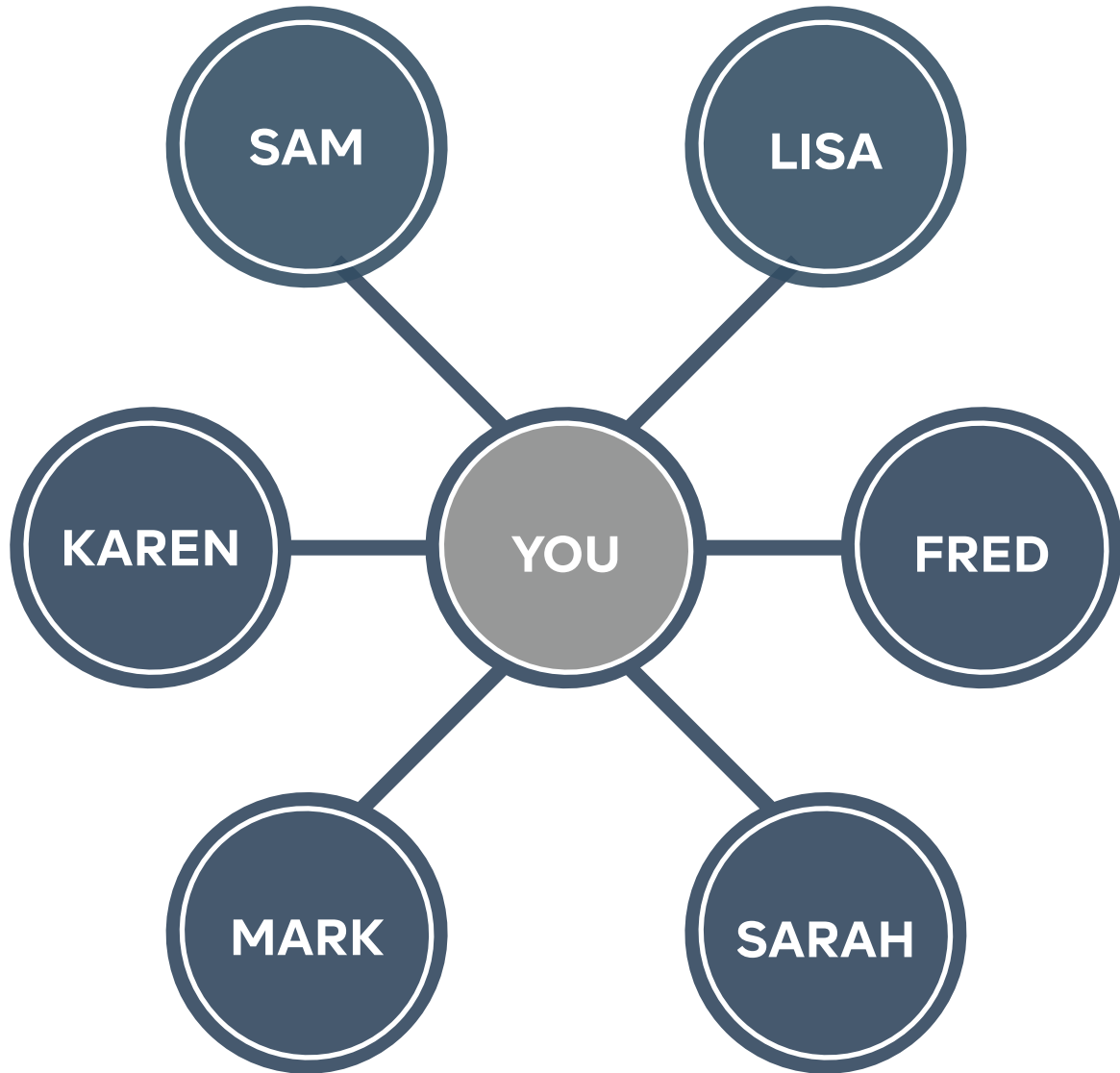
Green Light:

"Yes" (ready to repent + believe in Jesus).

Your Response: Equip them to share the gospel and obey Jesus with the Go Tell the Story training.



PRAYER MAP



**INVEST IN
OTHERS
THROUGH
ACT OF
BEING A
DISCIPLE**




"GO, MAKE DISCIPLES"

1. WHY? - IT'S YOUR IDENTITY

2 CORINTHIANS 5:17 - 21



NEW



VERSE 17



AMBASSADOR



VERSE 20



GO TELL THE STORY (C1)

COMMAND OF CHRIST 1

REPENT & BELIEVE

DISCIPLE: Read the command: Mark 1:15

TEACHER: Briefly explain the command

DISCIPLE: Read the story: Luke 7:36-50

TEACHER: Ask: "What does this story say about us?" and "What does it say about Jesus?"

DISCIPLE: Tell the story in his/her own words

Affirm their storytelling and ask them to listen to you while you tell the story. Encourage them to see if they can pick up on anything new.

TEACHER: Tell the story in his/her own words

DISCIPLE: Retell the story in his/her own words

KEYS TO PROMOTING UNDERSTANDING:

- What does "repent" mean?
- What does "believe" mean?
- Why should we repent?
- Who should repent?
- What assurance do we have that our sins are forgiven?

Assign homework and schedule the next session!

GO TELL THE STORY (C2)

COMMAND OF CHRIST 2

BAPTISM

DISCIPLE: Read the command: Matthew 28:19

TEACHER: Briefly explain the command

DISCIPLE: Read the story: Acts 8:26-39

TEACHER: Ask: "What does this story tell new believers to do to identify with Jesus?"

DISCIPLE: Tell the story in his/her own words

Affirm their storytelling and ask them to listen to you while you tell the story. Encourage them to see if they can pick up on anything new.

TEACHER: Tell the story in his/her own words

DISCIPLE: Retell the story in his/her own words

KEYS TO PROMOTING UNDERSTANDING:

- What is baptism?
- Why should we be baptized?
- How should we be baptized?
- Who should be baptized?

Assign homework and schedule the next session!



GO TELL THE STORY (C3)

COMMAND OF CHRIST 3

GATHER

DISCIPLE: Read the command: Hebrews 10:24-25

TEACHER: Briefly explain the command

DISCIPLE: Read the story in Acts 2:41-47

TEACHER: Ask: "What does this story tell us to do with other believers to continue growing in Christ?"

DISCIPLE: Tell the story in his/her own words

Affirm their storytelling and ask them to listen to you while you tell the story. Encourage them to see if they can pick up on anything new.

TEACHER: Tell the story in his/her own words

DISCIPLE: Retell the story in his/her own words

KEYS TO PROMOTING UNDERSTANDING:

- Why do we need community with other believers?
- How can other believers encourage our faith?
- How can we help others grow in their faith?

Assign homework and schedule the next session!

GO TELL THE STORY (C4)

COMMAND OF CHRIST 4

LOVE OUR NEIGHBORS

DISCIPLE: Read the command: Matthew 22:37-39

TEACHER: Briefly explain the command

DISCIPLE: Read the story: Luke 10:25-37

TEACHER: Ask: "How does this story tell believers to treat others?"

DISCIPLE: Tell the story in his/her own words

Affirm their storytelling and ask them to listen to you while you tell the story. Encourage them to see if they can pick up on anything new.

TEACHER: Tell the story in his/her own words

DISCIPLE: Retell the story in his/her own words

KEYS TO PROMOTING UNDERSTANDING:

- What is love?
- Why do we love?
- Who do we love?
- How do we love?

Assign homework and schedule the next session!



GO TELL THE STORY (C5)

COMMAND OF CHRIST 5

MAKE DISCIPLES

DISCIPLE: Read the command: Matthew 28:18-20

TEACHER: Briefly explain the command

DISCIPLE: Read the story: John 4:4-42

TEACHER: Discuss how God uses new believers in His work of making disciples.

DISCIPLE: Tell the story in his/her own words

Affirm their storytelling and ask them to listen to you while you tell the story. Encourage them to see if they can pick up on anything new.

TEACHER: Tell the story in his/her own words

DISCIPLE: Retell the story in his/her own words

KEYS TO PROMOTING UNDERSTANDING:

- Who should we share with?
- What should we say?
- Who is qualified to go?

Assign homework and schedule the next session!

GO TELL THE STORY (C6)

COMMAND OF CHRIST 6

PRAY

DISCIPLE: Read the command: Matthew 6:9-13

TEACHER: Briefly explain the command

DISCIPLE: Read the story: Matthew 6:5-15

TEACHER: Ask: "What do we learn in the prayer Jesus gave us that helps us when we pray?"

DISCIPLE: Tell the story in his/her own words

Affirm their storytelling and ask them to listen to you while you tell the story. Encourage them to see if they can pick up on anything new.

TEACHER: Tell the story in his/her own words

DISCIPLE: Retell the story in his/her own words

KEYS TO PROMOTING UNDERSTANDING:

- Why do we pray?
- How do we pray?

Assign homework and schedule the next session!



GO TELL THE STORY (C7)

COMMAND OF CHRIST 7

PERSEVERE

DISCIPLE: Read the command: John 16:33

TEACHER: Briefly explain the command

DISCIPLE: Read the story: Luke 22:39-47

TEACHER: Ask: "What do we learn about how Jesus persevered to do the work God gave Him to do?"

DISCIPLE: Tell the story in his/her own words

Affirm their storytelling and ask them to listen to you while you tell the story. Encourage them to see if they can pick up on anything new.

TEACHER: Tell the story in his/her own words

DISCIPLE: Retell the story in his/her own words

KEYS TO PROMOTING UNDERSTANDING:

- What does it mean to persevere?
- How can we persevere through trials and temptation?

Assign homework and schedule the next session!

GO TELL THE STORY (C8)

COMMAND OF CHRIST 8

GIVE

DISCIPLE: Read Matthew 6:2-4, 19-21, Luke 12:13-21

TEACHER: Explain the command

DISCIPLE: Read 2 Corinthians 9:7

TEACHER: Ask: "How did Jesus model radical generosity?" and "How should we respond in light of His generosity?"

DISCIPLE: Share their experience and understanding of giving.

TEACHER: Affirm their story and experiences and tell your story in your own words and relate it to the scriptures.

KEYS TO PROMOTING UNDERSTANDING:

- Define biblical generosity.
- Why is giving an essential part of discipleship and growth in Christ?
- Who should give?
- Explain that giving is holistic: church, community and world.

Assign homework and encourage them to walk with someone else!



REFERENCE

THREE CIRCLES

1. God has a plan for our lives.
2. Each one of us chooses to depart from God's plan. The Bible calls that sin.
3. Because of our sin, we are separated from God and find ourselves in brokenness and begin to experience guilt, shame, etc. We really do not want to stay in brokenness. Many times we try other things to relieve the pain, guilt, shame, etc.
4. At some point, we begin to think about turning in a different direction. Ultimately, we realize we need to turn, to change and express that we are sorry for our sin.
5. As we hear or choose to receive the message of the gospel and believe that Jesus died on the cross for our sin, was buried and rose again for us to be free from our guilt, we receive eternal life.
6. Because we believe the gospel, now we can live restored and pursue God's design for our lives.

And, you are not done...following Jesus is a constant adventure! You will continue to repent, experience His grace and forgiveness and be able to recover peace with God and pursue His design every day of your life.

Excerpts and references are taken from: *WE'RE EXCITED FOR YOU! - Family Church.* <https://gofamilychurch.org/wp-content/uploads/2013/04/Web-version-Next-Steps.pdf>

THREE RESPONSES

Red Light: "No" (rejects the gospel)

Your Response: There should be no arguing or debating. Thank them for listening and make yourself available to pick up the conversation with them if they would ever like to continue. Kindly and lovingly continue in your search for the spiritually interested. If this is a relative or friend, keep praying for them.

Yellow Light: "I need to think about it" (spiritual interest, not ready to follow Jesus)

Your Response: Ask them when/where they can meet (best to meet in their location) and who else they can invite.

Green Light: "Yes" (ready to repent + believe in Jesus)

Your Response: Equip to share the gospel and obey Jesus with the 411 and Go Tell The Story training.

Excerpts and references are taken from: *Follow-Up: 4 Responses to the Gospel + Next Steps.* <https://noplaceleftdu.files.wordpress.com/2016/09/follow-up-whattodonextwith4responsestothegospel.pdf>

REFERENCE

PRAYER MAP

Prayer Mapping is a tool that helps us think about evangelism in a relational way. We get the idea for this tool from passages like John 4 (The Samaritan Woman) as well as stories like Luke 19 (The Story of Zacchaeus). In these stories, Jesus used those that believe in him to tell others in their lives about Him.

We all have family, friends, coworkers, and acquaintances that we come into contact with on a regular basis that does not know Jesus as their Savior. We have influence in the lives of the people we know and often times the struggles they are currently facing. A Prayer Map gives us a way to remember and pray on their behalf that they come to trust and believe in The Gospel.

How Does it Work?

Here is an example: Meet Joe. Joe starts his Prayer map with the first circle being himself. Joe then draws circles around himself with lines to connect to his circle. In each circle around him he writes the name of a person he knows that he could share the gospel with; family member, friend, coworker, etc.

This is his immediate Prayer Map. But it doesn't stop there. Who do these people know? How are they connected? Continue drawing circles and names and how they are connected. These are called generations.

Now he has a tool that can be used to pray over each person and visualize where they are in relationship to himself. As he continues to pray and talk to each person he is able to keep track of their spiritual walk.

Excerpts and references are taken from: *field-usa* | *Oikos Mapping*. <https://www.field-usa.org/oikos-mapping#!>



REFERENCE

COMMAND OF CHRIST 6 (PRAY)

Prayer is essentially “talking to God.” Prayer is not meditation or passive reflection; it is addressing God directly. It is the communication of the human soul with the Lord who created the soul and body. Prayer is the primary way for believers to communicate their emotions and desires with God and to fellowship with God.

Prayer can be audible or silent, private or public, formal or informal. All prayer must be offered in faith (James 1:6), pointing to the Lord Jesus (John 16:23), and done in the power of the Holy Spirit (Romans 8:26).

Prayer is described many ways in scripture:

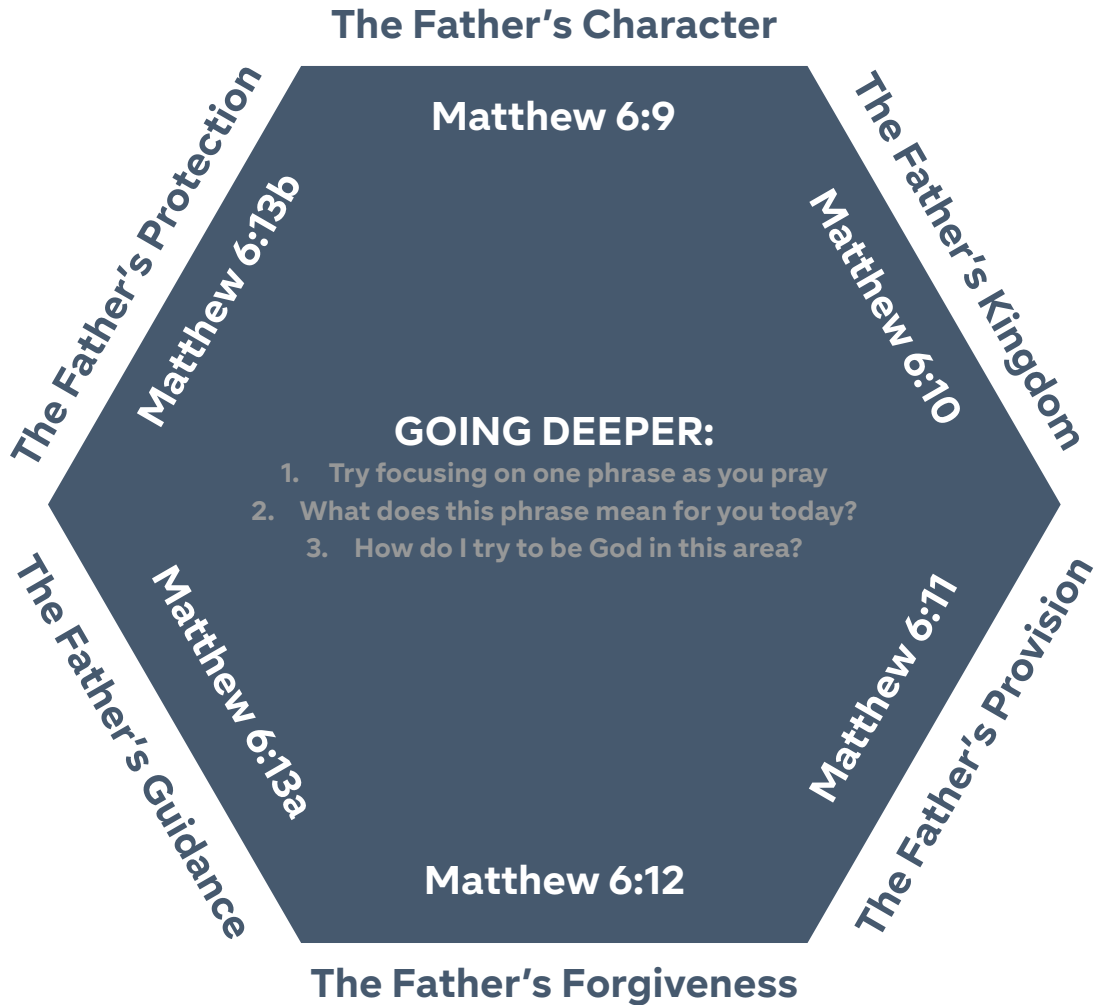
- Seeking God (Exodus 32:11)
- Pouring out one’s soul to the Lord (1 Samuel 1:15)
- Crying out to the God of heaven (2 Chronicles 32:20)
- Drawing near to God (Psalm 73:28, KJV)
- Kneeling before God (Ephesians 3:14)

Paul wrote, “Do not be anxious about anything, but in every situation, by **prayer** and petition, with thanksgiving, present your requests to God. And the peace of God, which transcends all understanding, will guard your hearts and your minds in Christ Jesus” (Philippians 4:6–7). Worry about nothing; pray about everything.

Jesus gives us guidelines on prayer in Matthew 6. Below is a tool to apply to your daily prayer life. This is not intended for you to repeat daily, but rather a tool to use as you pray in order to focus on one or all of our Heavenly Father’s attributes and to aide you in how you pray and you teach others to pray by reading and explaining The Lord’s Prayer in **Matthew 6:9-13**.

REFERENCE

COMMAND OF CHRIST 6 (PRAY cont)



NOTES / CONTACT



VISION CHURCH
RALEIGH

[BE 1 **MAKE 1**]

visionrdu.com
visionrdu.com/b1m1