



5th & 6th Grade

## LESSON 5 NEW CREATION

April 16, 2023

**WONDER TRUTH:** Jesus Makes Us New

**SCRIPTURE:** Romans 5

**GOD'S BIG STORY:** Everyone makes wrong choices that separate us from God. However, God loves us so much that He sent His Son to die so we can be forgiven and made new. Because of Jesus, our relationship with God is healed, and we can live with Him forever!

**WORD OF WONDER:** When anyone lives in Christ, the new creation has come. The old is gone! The new is here! 2 Corinthians 5:17 (NIV)

### **CURIOSITY** 15 minutes • Large Group or Small Group

An object lesson, experiment, or activity that sparks curiosity, encourages exploration, and gets kids thinking about the wonder of God.

- Welcome Question: What do a tadpole, a caterpillar, and an apple seed have in common?
- Curiosity Questions
- Interactive Game: What's It Made Of?
- Declaring God's Wonder



### **FAITH** 15 minutes • Small Group

An intentional conversation that helps kids see the wonder of God's story and how it connects to their own, emboldening their faith and fostering a deeper understanding of their place in God's kingdom.

- Word of Wonder Activity
- Discussion Questions for Younger Kids and Older Kids
- Small Group Prayer Time

### **IDENTITY** 10 minutes • Large Group or Small Group

An interactive worship response activity that creates space for God to remind kids of these core truths: I am known, I am loved, I am led, and my life can tell of God's wonder.

- Responding in Worship: Created New Poster
- Blessing Your Kids

## Invitation

**We invite you to pause, listen, and shift your gaze toward the Father ...**

### LESSON AT A GLANCE

**WONDER TRUTH:** Jesus Makes Us New

**SCRIPTURE:** Romans 5

**WORD OF WONDER:** 2 Corinthians 5:17

My boyfriend in college used to buy me the fanciest gifts. The brand new iPod™, the latest Blackberry™ (not the fruit ...), and then the first iPhone™! He was in vocational ministry at the time, so I knew he was not making that much money. And as much as I appreciated the gifts, I was concerned and finally asked him how he was able to afford them. The secret was that he purchased certified refurbished items. He purchased items that were sent back to the creators, fixed, and resold at a discounted price—but they functioned as brand new!

In Romans 5, Paul tells us we are new creations through Jesus Christ. Have you ever wondered why Paul used those specific words? To be created new, just like the original creation was made, one has to be recreated by God. We need God to renew us because, like Adam and Eve, we are easily fooled into trusting our old selves—our old sinful natures that defy God. What are some problems you try to fix for yourself instead of taking it to the original Creator? What are some remnants of the old self that you are holding onto?

Because God loves us and doesn't give up on us, He sent His Son, Jesus, to die on the cross, knowing that He will resurrect us—saving us from our sins once and for all. Jesus makes us new, and now we can see the world through God's eyes. He gives us the courage and passion to spread the good news and transform the world. Are you living as someone who is created new?

**DID YOU KNOW?**

**FOUNDATION BUILDING BLOCKS**

**WHO?**

Romans was written by Paul, a man who persecuted Christians before he knew Jesus. After his conversion, Paul devoted his life to sharing the good news about Jesus with Gentiles—non-Jewish people. He wrote this letter to the Roman church, the majority of whom are Gentiles.

**WHAT?**

Romans is Paul's most theologically systematic book. It is filled with explanations of the work of the gospel—God's salvation, His plan, and His invitation to us. Paul often references the Old Testament as he explains God's big story of salvation.

**WHERE?**

The church in Rome was at the heart of the Roman Empire, where Caesar was declared as the Savior of the world. Gentiles and Jews in the Roman church were called to live out the way of the kingdom of Jesus—the true Savior.

**WHEN?**

Paul likely wrote Romans in 57 A.D. while on his third missionary journey. Although it is the first of Paul's letters that we read in the New Testament, it was likely written after he wrote to the Galatians, Thessalonians, and Corinthians.

**WHY?**

Paul writes to the Romans about the basics of the gospel—God sent Jesus to provide salvation for the whole world. Paul interweaves the whole of God's big story to help the Romans understand the significance and the specifics of living for Jesus.

### Large or Small Group

Spark curiosity, encourage exploration, and get kids thinking about the wonder of God.

### LESSON AT A GLANCE

**WONDER TRUTH:** Jesus Makes Us New

**SCRIPTURE:** Romans 5

**WORD OF WONDER:** 2 Corinthians 5:17

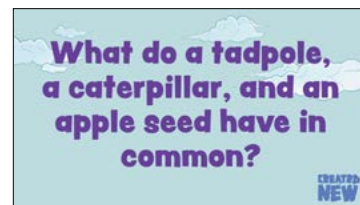
### Welcome Question

**SUPPLIES:** paper, colored pencils, whiteboard (optional), dry-erase marker (optional)

**Wonder Ink RESOURCES:** New Creation Welcome Question Slide

Before kids arrive, display the New Creation Welcome Question Slide or write the following question on a whiteboard: “What do a tadpole, a caterpillar, and an apple seed have in common?”

Set out paper and colored pencils.



### As kids arrive ...

Greet kids by name as they arrive, and then direct them to the paper and colored pencils to answer the question on the screen. You may need to read the question to younger kids. Ask kids to draw the three images from the Welcome Question and try and figure out how they are alike. Encourage kids and praise each drawing.

### At your start time ...

When it's time to start, gather everyone together and invite someone to share how she thinks a tadpole, a caterpillar, and an apple seed are connected. **What do you think these three have in common?**

Allow kids to respond. If kids are having a hard time connecting them, ask the following: **How about a frog, a butterfly, and an apple tree? What do they have in common?** Allow time for kids to ponder the questions. Help kids understand that the tadpole, caterpillar, and apple seed are the beginning stages of what become a frog, butterfly, and an apple tree. **They are the beginning of something! A tadpole becomes a frog. A caterpillar transforms into a butterfly. An apple seed grows into an apple tree. The three things transform from one thing into another. What are other things that transform over time?** Allow kids to share other ideas. **Do you think we are anything like caterpillars**

that turn into butterflies, or like seeds that grow into trees? How so? Invite kids to share their thoughts freely. Today we're going to read in the Bible about how Jesus transforms us from something old into something new! But first, it's time to be curious.

## Curiosity Questions

Pose the following "I'm curious" questions. Say "I'm curious ..." between each question and give kids a chance to think about and answer each. After each question, consider having kids share their ideas with a neighbor before you call on one or two of them to share with the group.

**I'm curious ...**

- Have you ever looked at a butterfly and thought about what happened in the cocoon? What do you think happened in the cocoon to transform it?
- Do you think that people can change and transform? In what ways? How have you changed over the last year?
- Do you think change is good or bad? Is it easy or hard? Why?

## Interactive Game: What's It Made Of?

**Wonder Ink RESOURCES:** What's It Made Of? Slides, New Creation Wonder Truth Slide

Show the What's It Made Of? Title Slide. **Have you ever heard of upcycled art?** Allow kids to respond. **It's when a person takes something that is seen as trash or junk and uses it to create something magnificent and beautiful. Many times, the art that's made can also be very useful! We are going to play a game called "What's It Made Of?" In this game, you are going to see pictures of upcycled art, and you are going to have to figure out what things make up the art.** Show the first image of a fish. **What do you think this is made of?** Allow kids time to respond. **It is made up of old wrenches and pieces of metal. Let's check out the next one.** Show the slide of the snowman. **What do you think this is made of?** Allow kids time to respond. **This one is made up of the bases of plastic bottles! How cool is that?** Show the third slide of the bottle sculpture. **What is this one made of?** Allow kids to respond. **This one is made from old glass bottles and packing material.** Show the slide of the baskets. **What do you think these baskets are made of?** Allow kids to respond. **These are actually made of plastic bags! The bags are cut into strips, braided, and then woven together!** Show the next slide of the flame. **What could this be made of?** Allow kids time to guess. **This is made from different types of bottle caps.** Show the final slide of the mosaic. **This one is the biggest piece of art in our game. What do you think was used to create this mosaic?** Allow kids to respond. **They used discarded materials from houses, like flooring tiles and stone countertops. They broke them into smaller pieces and then used cement to connect them together in these amazing patterns!**



**Leader Tip:** Look up upcycled art in your preferred internet search engine and see all the different pieces of art made from recycled materials. It will inspire you (and your kids!).

It's amazing how something that was seen as old, discarded, and unusable can be turned into a brand-new, beautiful work of art. Today we are going to hear how God can transform us into new creations, taking what is already a part of us and making it even more incredible. Display the New Creation Wonder Truth Slide. **Today's Wonder Truth is "Jesus makes us new."**



## Declaring God's Wonder

**Wonder Ink RESOURCES:** New Creation Declaration Slide

Display the New Creation Declaration Slide. Read each line boldly and invite kids to repeat after you.

**Thank You, God, that You are good!** (Kids repeat.)

**You made me on purpose, for a purpose.** (Kids repeat.)

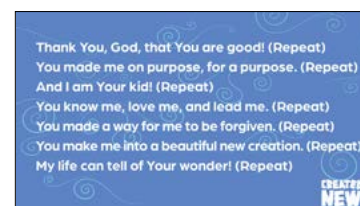
**And I am Your kid!** (Kids repeat.)

**You know me, love me, and lead me.** (Kids repeat.)

**You made a way for me to be forgiven.** (Kids repeat.)

**You make me into a beautiful new creation.** (Kids repeat.)

**My life can tell of Your wonder!** (Kids repeat.)



## Small Group

Help kids see the wonder of God's story and how it connects to their own story.

### LESSON AT A GLANCE

**WONDER TRUTH:** Jesus Makes Us New

**SCRIPTURE:** Romans 5

**WORD OF WONDER:** 2 Corinthians 5:17

Divide your group into smaller groups based on age. If your group is already small, stay together for this time.

## Word of Wonder Activity

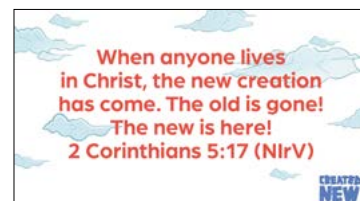
**SUPPLIES:** Bibles (1 per kid ), paper, coloring utensils, safety scissors, glue sticks or tape, paper

**Wonder Ink RESOURCES:** Butterfly Word of Wonder Sheet NIV or Nlrv (1 per kid), Word of Wonder Slide

Before class, print copies of Butterfly Word of Wonder Sheet NIV or Nlrv for each kid.

Pass out both a Butterfly Word of Wonder Sheet and a plain sheet of paper to each kid. Encourage them to color the butterfly parts and then use safety scissors to cut them out. They can use glue sticks or tape to put the butterfly parts together on the plain sheet so that the Word of Wonder is in order. Once they finish, encourage them to read the verse several times.

**Leader Tip:** You may have to help younger kids get all the butterfly parts in the correct spots.



### Word of Wonder

Therefore, if anyone is in Christ, the new creation has come: The old has gone, the new is here!

—2 Corinthians 5:17 (NIV)

When anyone lives in Christ, the new creation has come.

The old is gone! The new is here!

—2 Corinthians 5:17 (NIV)

### Questions: Older Kids

- What is sin? What does our sin do to our relationship with God?
- What did Jesus do so that our relationship with God can be fixed?
- When you trust in Jesus and follow Him, how does God see you? How can this affect the way you see yourself?
- Does God promise that life will be easy once we are living for Jesus? (Let kids answer this one together!) How can we become more like Jesus through the difficult times in our lives?
- What hard things are you going through in life right now? As a follower of Jesus and a friend and child of God, how can you respond?

Jesus made a way for us to be beautiful and perfect new creations when He took the punishment for our sins and died on the cross. When we live for ourselves, we are enemies of God, but when we put our faith in Jesus and believe in Him, we are friends of God. The Holy Spirit helps us to make choices that honor God and give us peace, no matter what hard things we have going on in our lives. Let's thank Him now for making us new!

### Prayer Time: Older Kids

Ask if kids want to share any prayer requests or praises. Then open your prayer time by thanking God for Jesus, for forgiving our sins, and for making us new! Invite kids to popcorn their own prayers of thanks to God by spontaneously speaking out. Then close your prayer time by praying for kids' requests and praises.

## Large Group or Small Group

Create space for God to remind kids they are known, loved, led, and their lives can tell of God's wonder.

### LESSON AT A GLANCE

**WONDER TRUTH:** Jesus Makes Us New

**SCRIPTURE:** Romans 5

**WORD OF WONDER:** 2 Corinthians 5:17

## Responding in Worship: Created New Poster

**SUPPLIES:** cardstock, tissue paper (cut into squares), glue, brushes for glue, scissors (prep only), glue sticks (optional)

**Wonder Ink RESOURCES:** Responding in Worship Slide, Created New Poster Sheet (1 per kid printed on cardstock), Created New Core Truths Sheet (1 per kid), Created New Sample Slide, "Made New" from [Created New Elementary Spotify playlist](#)

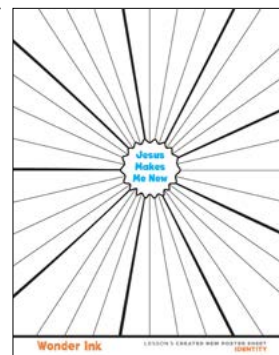


Before kids arrive, print copies of the Created New Poster Sheet on cardstock, one per kid. Print copies of the Created New Core Truths Sheet, one per kid, and cut out the phrases along the dashed lines. Cut the tissue paper into approximately 1" squares. Have enough brushes and glue for each kid (or use glue sticks for less mess).

Display the New Creation Responding in Worship Slide. **Jesus makes us new!**

**We are no longer stuck in our sin but are new creations! From the very beginning, God knew us and made us. And when we thought we could do things better than God and we chose to sin, He had a great rescue plan for us to be reunited with Him. He didn't give up on us! He sent us Jesus, His one and only Son, to show us how much He loved us. And Jesus showed us His unfailing love by dying for us. But He didn't stay dead! He rose again, and He lives! Because He lives, we can be with Him again. Death has been defeated. When we choose to follow Jesus and accept Him as our Savior, He makes us new creations!**

**We have learned so many truths about who God is and God's big story of redemption. Let's reflect on these truths while we create pieces of artwork!**



**Leader Tip:** If you want to make this simpler, you could do a large poster as a group to hang in your ministry space. You could also use crayons and markers instead of tissue paper.

Give the supplies for creating the poster to each of your kids. Display the Created New Sample Slide. Using the sample as a guide, have kids paste pieces of tissue paper into the different sections on the poster sheet. Encourage them to mix colors and make it their own. Once kids have added the tissue paper, have them paste the core truths on the different sections of their poster. While the kids create their posters, play “Made New” from [Created New Elementary Spotify playlist](#).

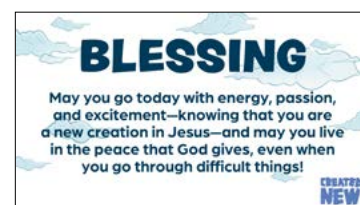


## Blessing Your Kids

**Wonder Ink RESOURCES:** New Creation Blessing Slide

As kids are finishing up their posters, remind them of what they have been learning through this series.

Close your time together by speaking a blessing over the kids. Encourage them to hold their hands out, with their palms up, as a symbol of receiving God’s blessing. Display the New Creation Blessing Slide.



**Blessing:** May you go today with energy, passion, and excitement—knowing that you are a new creation in Jesus—and may you live in the peace that God gives, even when you go through difficult things!