



**March 17, 2024**  
**LAZARUS**

**LESSON AT A GLANCE**

**WONDER TRUTH:** Jesus Has Power over Death

**SCRIPTURE:** [John 11](#)

**GOD'S BIG STORY:** Jesus' friend Lazarus dies, and Lazarus' sisters and friends grieve his death. However, Jesus shows He has power over death when He raises Lazarus to new life.

**WORD OF WONDER:** He saved us. It wasn't because of the good things we had done. It was because of his mercy. He saved us by washing away our sins. We were born again. The Holy Spirit gave us new life. —[Titus 3:5](#)

**CURIOSITY (PRE-SERVICE) Small Group**

An object lesson, experiment, or activity that sparks curiosity, encourages exploration, and gets kids thinking about the wonder of God.

- Welcome Question: What is something you think is powerful?
- Interactive Game: Who Has the Power?
- Declaring God's Wonder

**BELIEF (WORSHIP & BIBLE LESSON) Large Group**

A deep and interactive dive into Scripture that guides kids into knowing God more deeply, exploring His big story, and marveling at His wonder.

- Connecting the Wonder Truth
- In Awe of God's Wonder
- Word of Wonder: [Titus 3:5](#)

**FAITH (APPLICATION) Small Group**

An intentional conversation that helps kids see the wonder of God's story and how it connects to their own, emboldening their faith and fostering a deeper understanding of their place in God's kingdom.

- Discussion Questions for Younger Kids
- Small Group Prayer Time

**IDENTITY (RESPONSE & CLOSING) Small Group**

An interactive worship response activity that creates space for God to remind kids of these core truths: I am known, I am loved, I am led, and my life can tell of God's wonder.

- Responding in Worship: Prayer Request Stations
- Game: The Disappearing Man
- Blessing Your Kids

**Wonder Ink**

**Wonder@Home**<sup>TM</sup>

Designed for families to engage in the wonder of God together at home. This resource includes a video, worship playlists, activities, and more! [WONDER@HOME \(PDF\)](#)

### INVITATION

*We invite you to pause, listen, and shift your gaze toward the Father ...*

### LESSON AT A GLANCE

**WONDER TRUTH:** Jesus Has Power over Death

**SCRIPTURE:** [John 11](#)

**WORD OF WONDER:** [Titus 3:5](#)

Grief brings a wide range of emotions, some of which are unexpected and surprising. It is unpredictable and all-encompassing. Grief, like death, is something you're never truly prepared for.

In [John 11](#), Lazarus, brother of Martha and Mary and friend of Jesus, is sick. Both of his sisters informed Jesus that Lazarus was sick. How did Jesus respond to the news? "This sickness will not end in death.

No, it is for God's glory. God's Son will receive glory because of it" ([John 11:4](#), NIV).

After Lazarus' passing, there was a period of mourning for those who knew and loved him. Even Jesus, the One who had power over death, wept ([John 11:35](#)). The pain was palpable and unimaginable. Mary and Martha believed that his death could have been prevented if Jesus had shown up earlier.

Jesus felt the weight of death, which He Himself faced not too long after raising Lazarus. However, that weight did not keep Lazarus in the grave. Jesus spoke, and Lazarus walked.

- Have you ever felt the presence of Jesus' humanness in your life?
- How does the pain Jesus felt resonate with you?
- When has Jesus met you in your pain?

The pain of death is real, but so is Jesus' power over it.

—**Kathie Phillips**

Senior Director of Next Gen Ministry

Contributor to Wonder Ink

**DID YOU KNOW?****FOUNDATION BUILDING BLOCKS****WHO?**

Lazarus was a follower of Jesus and a brother to Martha and Mary. Both sisters also appear in [Luke 10](#), which tells the story of Martha's distraction by all of her preparations. Jesus loved this family; His miracle shows God's glory and was also personal.

**WHAT?**

Jesus did an amazing miracle by raising Lazarus from the dead. Although He knew Lazarus was sick, Jesus waited for him to die because He knew that this miracle would display God's glory and convince many that He was the Messiah.

**WHERE?**

Martha, Mary, and Lazarus lived in a small town called Bethany, just east of Jerusalem. Jesus had gone back across the Jordan to escape a group who wished to stone Him ([John 10:31–39](#)). He returned to Judea when He heard that Lazarus was sick.

**WHEN?**

Jesus was headed back toward Jerusalem as the time for His death drew near. The disciples feared Jesus would be killed ([John 11:16](#)). Yet this miracle convinced many more people that He was the Messiah even as it angered those plotting to kill Him.

**CONNECTING TO GOD'S BIG STORY**

Raising Lazarus was an astonishing sign of Christ's glory, but Martha was correct to anticipate the day when God will raise those of faith to an eternal life with Him. The same Spirit who raised Jesus will raise those who belong to Christ ([Romans 8:11](#)).

#### Small Group

Spark curiosity, encourage exploration, and get kids thinking about the wonder of God.

#### LESSON AT A GLANCE

**WONDER TRUTH:** Jesus Has Power over Death

**SCRIPTURE:** John 11

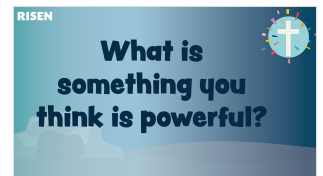
**WORD OF WONDER:** Titus 3:5

#### Welcome Question

**SUPPLIES:** whiteboard (optional), dry-erase marker (optional)

#### Wonder Ink RESOURCES:

Write the following question on a whiteboard: “What is something you think is powerful?”



#### As kids arrive ...

Warmly welcome kids by name. Show them the [Welcome Question](#). Encourage kids to share their answers with a partner, and have your own examples ready for kids who are unsure. If you have younger kids, be sure to read the question for them.

#### At your start time ...

Enthusiastically welcome all kids. Encourage kids who would like to answer the Welcome Question out loud to flex their biceps. Call on several flexing kids to share:

**What is something you think is powerful?**

**You all did a great job sharing some powerful things around us. Today, we are going to learn one reason Jesus is more powerful than everything and everyone. But, first, it's time to be curious.**

#### Interactive Game: Who Has the Power?


**SUPPLIES:** scissors (prep only), resealable bags (1 per 8–10 kids)

**Wonder Ink RESOURCES:** [Tools Sheet](#) (1 per 8–10 kids)



Ahead of time, print copies of the [Tools Sheet](#) (1 per 8–10 kids), and cut out the different tools and the objects to which they are matched. Place each set of matching objects in a resealable bag.

Prior to starting the game, help kids form groups of 8–10. Each group should get one bag filled with the matching sets from the [Tools Sheet](#). Ask kids to wait for your instructions before they open their bags.



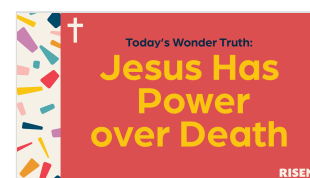
**We just shared our ideas of powerful things and people who are good at fixing problems. Now we're going to see which group is the best at matching some pretty powerful people and tools to the problems they can fix.**

**In your bag, you have pictures of tools and people who can fix problems. You also have pictures of different problems. When I say, "Go," you will empty the contents of your bag. Each bag contains 10 pictures of problems and 10 pictures of tools or people who fix problems. Your job is to figure out which tools and people go with the problems and make the matches before the other groups. The first group to finish wins!**

**Leader Tip:** *For Older Kids.* Consider giving each kid one of the pictures from the bag (make sure you give out complete matches). On the count of three, each kid can hold her picture to her forehead. Then kids will move around and ask each other questions to find their matches!

**You all did an awesome job making those matches! While there are many tools and people who can fix problems in this world, we will hear today in God's big story about a time Jesus did something that only God can do!**

**Display the Lazarus Wonder Truth Slide. Today's Wonder Truth is JESUS HAS POWER OVER DEATH.**



**Declaring God's Wonder**

**Wonder Ink RESOURCES:** Read each line boldly and invite kids to repeat after you.

**Thank You, God, that You are good!** (Kids repeat.)

**You made me on purpose, for a purpose.** (Kids repeat.)

**And I can be Your kid!** (Kids repeat.)

**You know me, love me, and lead me.** (Kids repeat.)

**You are stronger than sin;** (Kids repeat.)

**You have power over death!** (Kids repeat.)

**My life can tell of Your wonder!** (Kids repeat.)

#### Large Group

Guide kids into knowing God, exploring His big story, and marveling at His wonder.

#### LESSON AT A GLANCE

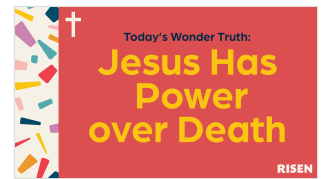
**WONDER TRUTH:** Jesus Has Power over Death

**SCRIPTURE:** [John 11](#)

**WORD OF WONDER:** [Titus 3:5](#)

#### Connecting the Wonder Truth

**Wonder Ink RESOURCES:** Pose the following question to kids to help them connect the Wonder Truth to God's big story:



**Our Wonder Truth today is JESUS HAS POWER OVER DEATH. Where did you see our Wonder Truth in the story?** Allow kids to answer freely.

**When Jesus raised Lazarus from the dead, it was an amazing sign of His glory and power! After all, only God has power over death! The Bible tells us that one day God will raise His followers to live forever with Him. The same Spirit who raised Jesus will raise those who belong to Christ ([Romans 8:11](#)).**

#### In Awe of God's Wonder

Spend a few moments allowing kids to think about the wonder of God's story, ask questions, and simply be in awe of Him!

**What do you think Mary and Martha were feeling when Jesus told the people to move the stone away from Lazarus' tomb?** Allow kids time to contemplate the different feelings these sisters may have felt. Encourage kids to share their ideas even if they are different from their friends' ideas. Mary and Martha may have experienced contradictory feelings all at once!

**What do you think Lazarus' first thought was after Jesus brought him back to life?** Let kids answer freely. Encourage kids to be in awe and full of wonder at this miracle. Be willing to share your own thoughts concerning this amazing part of God's big story.

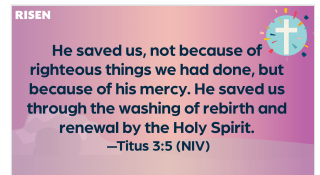
## Word of Wonder

**SUPPLIES:** Bibles (1 per kid)

**Wonder Ink RESOURCES:**

**The Word of Wonder for the “Risen” series is [Titus 3:5](#).**

**Today, we've seen how Jesus has power over death by raising Lazarus from the dead. This verse tells us how Jesus saves us from eternal death by washing away our sins. Let's read the Word of Wonder together!**



Have kids open their Bibles to [Titus 3:5](#) and display the [Word of Wonder Slide](#) on the screen. Read the verse several times together. Consider beginning the verse in a whisper and progressively getting louder and more excited by the end of the verse, when the kids proclaim the good news found in it.

**Leader Tip:** If kids need a little help understanding the concept of *mercy*, explain that to show mercy is to forgive someone and to hold back from treating them as their actions deserve.

For an optional discussion, gather kids to talk about these questions:

- **This verse describes God as having mercy for us. What do you think the word mercy means?**
- **How does Jesus' washing away our sins also show that He has power over death?**

#### Small Group

Help kids see the wonder of God's story and how it connects to their own story.

#### LESSON AT A GLANCE

**WONDER TRUTH:** Jesus Has Power over Death

**SCRIPTURE:** John 11

**WORD OF WONDER:** Titus 3:5

Divide your group into smaller groups based on age. If your group is already small, stay together for this time.

#### WORD OF WONDER

**He saved us. It wasn't because of the good things we had done. It was because of his mercy. He saved us by washing away our sins. We were born again. The Holy Spirit gave us new life.**

—Titus 3:5 (NIRV)

#### Questions: Younger Kids

- **Why did Mary and Martha send a message to Jesus?**
- **When Jesus arrived to see Lazarus, what had happened to Lazarus?**
- **When Jesus came to Lazarus' tomb, what did Jesus do?**
- **Lazarus was one of Jesus' best friends. Who are some of your closest friends, and why?**
- **How does it make you feel to know that Jesus has power over death?**
- **If Jesus has power over death, what other things can He help you with?**

**We know since Jesus has power over death, He has power over everything! Let's talk to God by praying, and as we pray, remember that our God can do anything!**

## **Prayer Time: Younger Kids**

Invite kids to gather together for a time of prayer. Encourage kids to share any praises and requests, and ask for volunteers to pray for these needs. Remind kids that since Jesus has power over death, we can trust Him with all our needs.

#### Small Group

Create space for God to remind kids they are known, loved, led, and their lives can tell of God's wonder.

#### LESSON AT A GLANCE

**WONDER TRUTH:** Jesus Has Power over Death

**SCRIPTURE:** [John 11](#)

**WORD OF WONDER:** [Titus 3:5](#)

### Responding in Worship: Prayer Request Stations

**SUPPLIES:** small boxes or containers (4), slips of paper (1 per kid), pens or pencils, small tables (4, optional)

**Wonder Ink RESOURCES:** [Identity Images Sheets](#) (1 set), [Risen Elementary Spotify playlist](#) (optional)



Ahead of time, set up four separate areas, each with a box or container, pens or pencils, and slips of paper. You may want to place these items on small tables. Print the Identity Images Sheets, with each image on a separate page: lightning bolt, battery, barbell, superhero. Then place one of the sheets at each area.

Gather kids together.

**There are four different areas around the room. At each of these areas is an image that represents something powerful.**

Walk to each area and hold up the respective sheet as you talk about what is pictured.

**Lightning can light up the entire sky.**

Hold up the lightning bolt image. **A battery can give power to a big object like a car to make it run.** Hold up the battery image.

**Weights remind us of people who are strong.** Hold up the barbell image. **And**

**superheroes can do amazing feats that a normal person can't do.** Hold up the superhero image. Then return to the center of the teaching area.



**I want you to think about these different images and decide which image most reminds you of Jesus. We learned today that Jesus has power over death. He raised Lazarus from the grave. And after Jesus died for our sins, He rose from the dead, showing that He had defeated death once and for all. Jesus can cancel our sin—the wrong things we do that separate us from God—and give us a new relationship with God because of His power.**

**When you think of Jesus' power, do you think of someone who can light up the sky like lightning, or do you think of someone who can give others power like a battery? Do you think of someone who is strong, or do you think of someone who does supernatural, amazing things? Which image helps you remember that Jesus has power over death? There's not one right answer; you'll choose the picture that makes sense to you.**

Explain to kids that when the music starts playing they will walk to the area with the image that most reminds them of Jesus and His power. At the area, kids will write out something that they need Jesus' power to overcome or need His help with. In doing so, they will be offering up a prayer to Jesus, asking Him for His help. Those who cannot write may draw a picture instead. When kids are done with their written or drawn prayers, they can fold the papers and place them in the container in that area.

**Leader Tip:** What is an obstacle or difficult situation you need God's help to overcome? Sharing from your life with the kids will give them ideas and model honesty before God and each other. (Just keep age appropriateness in mind when you share.)

### **Make It Inclusive!**

Consider finding a partner for any kid who can't walk to a station. This partner can give the kid a slip of paper and pencil for his prayer request and can place the folded paper in the appropriate container.

Play worship music from the [Risen Elementary Spotify playlist](#), and encourage kids to keep a respectful attitude as they write their prayers.

When all kids have had a chance to participate, gather them together.

**Lightning bolts, batteries, really strong people, and superheroes are very powerful, but none of them can fully represent how amazing Jesus is! Jesus has power over death, and because He sees us, knows us, and loves us, we can have**

**confidence that Jesus' power is with us today. He will never leave us and will help us with our needs. What an amazing God!**

## GAME 3: THE DISAPPEARING MAN

**SUPPLIES:** dry-erase marker, whiteboard

Works well with the  
Lazarus lesson!

Before this game, draw a basic stick figure on the whiteboard. You will want to have a few details on the figure such as a face. The more parts there are to erase, the longer you can play the game!

Invite kids to spread out so they have room to move. **We're going to play a game called The Disappearing Man. The goal of this game is to guess the word on the board one letter at a time. Whenever someone guesses a letter incorrectly, we will erase one part of the man on the board and you will all lose the ability to use that part of your body. For example, I might erase the stick figure's right foot and say, "You lost your right foot," so you will all have to stand on your left foot. Or I might erase the figure's left eye and say, "You lost your left eye," so you will all have to keep that eye closed.**

Near the stick figure on the whiteboard, add dashes to indicate the number of letters in the mystery word. Consider choosing words that relate to the Risen series, such as: *life, power, king, holy, mercy, saved, crucifixion, and resurrection*. On each kid's turn, she may guess a letter or attempt to guess the entire word. If she guesses the entire word, then everyone is raised back to life and regains full use of his body.

With each incorrectly guessed letter, you could progress this way:

- 1) **You lost your right foot.** Kids stand on their left foot.
- 2) **You lost your left arm.** Kids hold it behind their backs.
- 3) **You lost your left eye.** Kids close that eye.
- 4) **You lost your other foot!** Kids kneel.
- 5) **You lost your other eye!** Kids close both eyes.
- 6) **All is lost!** Kids lie down defeated.

If they make it to step six and still haven't guessed the word, then tell them what the word is. Kids are then "raised back to life" and can start another round with a different word and a new stick figure.

### Make It Inclusive!

#### Tip for Including Kids with Unique Abilities

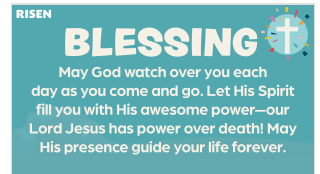
If there's a kid with physical restrictions that prevent him from participating, consider making him the scribe who fills in the letters of the word.

**After Lazarus died, Jesus simply spoke, and Lazarus came back to life. Jesus has power over death!**

## Blessing Your Kids

### Wonder Ink RESOURCES: [Lazarus Blessing Slide](#)

Display the [Lazarus Blessing Slide](#). Speak this blessing over your kids, as a group or as individuals. If you bless kids individually, insert each name into the blessing.



**Leader Tip:** If you bless kids individually, do so using their names. Ask their permission to place one hand on their head or shoulder. You'll have kids' full attention, and the blessing will have maximum impact.

**Blessing:** May God watch over you each day as you come and go. Let His Spirit fill you with His awesome power—our Lord Jesus has power over death! May His presence guide your life forever.