

**March 24, 2024****TRIUMPHAL ENTRY: JESUS ENTERS JERUSALEM****LESSON AT A GLANCE****WONDER TRUTH:** Jesus Is King**SCRIPTURE:** [Mark 11](#)**GOD'S BIG STORY:** Jesus rides a donkey into Jerusalem as people praise Him by shouting, "Hosanna!" Jesus doesn't look like a normal king, but He saves those who call to Him. He saves them from the powers of sin and death.**WORD OF WONDER:** He saved us. It wasn't because of the good things we had done. It was because of his mercy. He saved us by washing away our sins. We were born again. The Holy Spirit gave us new life. —[Titus 3:5](#)**CURIOSITY (PRE-SERVICE) Small Group**

An object lesson, experiment, or activity that sparks curiosity, encourages exploration, and gets kids thinking about the wonder of God.

- Welcome Question: Who's the most special person you've ever had come to your home?
- Interactive Game: The King Is Coming!
- Declaring God's Wonder

**BELIEF (WORSHIP & BIBLE LESSON) Large Group**

A deep and interactive dive into Scripture that guides kids into knowing God more deeply, exploring His big story, and marveling at His wonder.

- Connecting the Wonder Truth
- In Awe of God's Wonder
- Word of Wonder: [Titus 3:5](#)

FAITH (APPLICATION) Small Group

An intentional conversation that helps kids see the wonder of God's story and how it connects to their own, emboldening their faith and fostering a deeper understanding of their place in God's kingdom.

- Discussion Questions for Younger Kids
- Small Group Prayer Time

IDENTITY (RESPONSE & CLOSING) Small Group

An interactive worship response activity that creates space for God to remind kids of these core truths: I am known, I am loved, I am led, and my life can tell of God's wonder.

- Responding in Worship: Hosanna to the King!
- Game: Dramatic Runaway
- Blessing Your Kids

Wonder Ink**Wonder@Home™**

Designed for families to engage in the wonder of God together at home. This resource includes a video, worship playlists, activities, and more! [WONDER@HOME \(PDF\)](#)

INVITATION

We invite you to pause, listen, and shift your gaze toward the Father ...

LESSON AT A GLANCE

WONDER TRUTH: Jesus Is King

SCRIPTURE: [Mark 11](#)

WORD OF WONDER: [Titus 3:5](#)

Years ago, I traveled to London as part of a mission trip with my youth group. One of the stops we prioritized was Buckingham Palace. It was as regal as you'd expect. I've never seen anything quite like it. We didn't get any glimpses of the royal family, but being that close was a once in a lifetime experience.

Imagine that you have the chance to be in the same room as a royal family member. What do you think you'd see, hear, smell, and experience? Would you have the courage to engage them in conversation? Would you want to touch them or shake their hand?

[Mark 11](#) tells us about Jesus' entry into Jerusalem. After all the miracles He performed in His short time on earth, you'd think His triumphal entry would be on a grand scale. Yet very little about this King was what the Jews would have expected. He didn't charge in with a sword to overthrow the Romans. And He didn't enter the city with pomp and circumstance. Instead, He rode in on a colt as the crowd covered the road with branches and coats and shouted, "Hosanna!"

- How does Jesus' entry model humility for you as a leader?
- As a child of God, do you consider yourself royalty?
- What does Jesus' kingship look like in your life?

King Jesus died on the cross so that you and I could be part of His family forever. You're an heir to the throne!

—**Kathie Phillips**

Senior Director of Next Gen Ministry

Contributor to Wonder Ink

TRIUMPHAL ENTRY: JESUS ENTERS JERUSALEM

DID YOU KNOW?

FOUNDATION BUILDING BLOCKS

WHO?

Jesus was a descendent of King David, and the Jews knew the Messiah would come from David's line. Jesus entered Jerusalem as king. Israel's hopes were in Him to be the fulfillment of God's promise to bring a shoot from the stump of Jesse ([Isaiah 11:1](#)).

WHAT?

The people shouted, "Hosanna," which is a Hebrew exclamation meaning roughly, "Save us now!" They spread cloaks and palm branches in front of Him as a sign of royal welcome for a deliverer: not even His animal's hooves would need to touch the dirt.

WHERE?

Jesus was near Jerusalem by the Mount of Olives, which is just east of the city. From this spot, the temple would be visible. The people joyfully welcomed a king to His kingdom, inviting Him to take His throne in the city of David.

WHEN?

Jesus knew that danger was drawing near. Although the common people didn't understand, the kingship of Jesus would be realized through His sacrifice on the cross. Their ultimate rescue would come from Jesus' willingness to give His own life.

CONNECTING TO GOD'S BIG STORY

God promised David that his descendant would rule as king forever ([2 Samuel 7:16](#)). God kept this promise by making Jesus King forever and ever, a reign without end ([Daniel 7:14](#)). In Christ's kingdom, the merciful—not the conquerors—are blessed ([Matthew 5:7](#)).

Small Group

Spark curiosity, encourage exploration, and get kids thinking about the wonder of God.

LESSON AT A GLANCE

WONDER TRUTH: Jesus Is King

SCRIPTURE: Mark 11

WORD OF WONDER: Titus 3:5

Welcome Question

SUPPLIES: paper, colored pencils, whiteboard (optional), dry-erase marker (optional)

Wonder Ink RESOURCES:

As kids arrive ...

Warmly welcome kids by name. To get them thinking about today's Wonder Truth, you can say "King" or "Queen" before each kid's name and bow slightly as you welcome them. Show kids the [Welcome Question](#) and give them some time to think about their answers. Those who would like to can draw their answers. If you have younger kids, be sure to read the question for them. Encourage kids to share their answers with one other person.



At your start time ...

Once everyone has arrived, welcome them all and invite them to sit in a group. Call on several kids to share their answers to the Welcome Question: **Who's the most special person you've ever had come to your home?**

Make It Inclusive!

Some kids may not have big, nice homes, and others might switch houses on the weekends or not live with their immediate families. Be sensitive to the kids and their personal situations.

When we have special people over, we prepare and get excited. Today we are going to learn about how people were excited when King Jesus arrived in Jerusalem. But, first, it's time to be curious.

Interactive Game: The King Is Coming!

SUPPLIES: masking or painter's tape, 2–3 towels or jackets (per team of 4–8 kids)

Wonder Ink RESOURCES: Use masking tape or painter's tape to create a start line at one end of the room and a finish line at the other end.

When Jesus went to Jerusalem for the last time before He died and rose from the grave, He rode a donkey. All the people spread out their cloaks in front of Him to welcome Him. Today we're going to play a fun game to see which team can get to Jerusalem first!

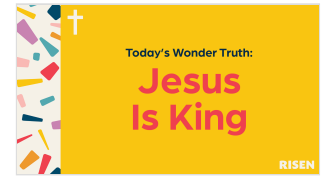
Help kids form teams of 4–8. Have each team choose one kid to be a king and one to be a donkey. Give each team 2–3 towels or jackets. Explain that when you say, "Go," the king and the donkey need to get to the finish line, but they can only do that by standing on the towels and jackets. Their teammates need to lay the towels and jackets in front of them and then pick them up as soon as they've stepped off so that they can continue across the room toward the finish line. Both the king and the donkey need to make it to the finish line to win. (The king shouldn't ride on the donkey, but the donkey may want to crawl!) If you have time, play a few rounds with new kings and donkeys each time.

Leader Tip: You can do this activity with any number of groups. If your ministry is very large, make sure your start and finish lines are long enough to accommodate all the teams. Or, host multiple heats of the race, with different teams competing in each round.

Make It Inclusive!

If you have kids who are not as mobile as others, give them something like a balloon, a streamer, or a noisemaker that they can use to cheer on the teams. They may even want to shout, “Hosanna!”

Jesus’ last trip to Jerusalem before He died and rose again included a royal welcome! Many of the people laid their cloaks before Him and praised Him saying, “Hosanna!”



Display the [Triumphal Entry Wonder Truth Slide](#). **The people had started to realize today’s Wonder Truth— JESUS IS KING!**

Declaring God’s Wonder

Wonder Ink RESOURCES: Read each line boldly and invite kids to repeat after you.

Thank You, God, that You are good! (Kids repeat.)

You made me on purpose, for a purpose. (Kids repeat.)

And I can be Your kid! (Kids repeat.)

You know me, love me, and lead me. (Kids repeat.)

You are the King! (Kids repeat.)

Thank You for being my King! (Kids repeat.)

My life can tell of Your wonder! (Kids repeat.)

Large Group

Guide kids into knowing God, exploring His big story, and marveling at His wonder.

LESSON AT A GLANCE

WONDER TRUTH: Jesus Is King

SCRIPTURE: Mark 11

WORD OF WONDER: Titus 3:5

Connecting the Wonder Truth

Wonder Ink RESOURCES: Pose the following question to kids to help them connect the Wonder Truth to God's big story:



Our Wonder Truth today is JESUS IS KING. Where did you see our Wonder Truth in the story? Allow kids to answer freely.

Long before Jesus lived on earth as a man, God promised King David that one of his relatives would rule as King forever (2 Samuel 7:16). God kept this promise by making Jesus King forever and ever—Jesus is a descendent of King David, and Jesus' reign as King will never end!

In Awe of God's Wonder

Spend a few moments allowing kids to think about the wonder of God's story, ask questions, and simply be in awe of Him!

What emotions do you think the people felt when they saw Jesus riding into Jerusalem? Allow a few moments for kids to ponder and then offer up answers.

What emotions do you think Jesus might have felt as He rode into Jerusalem?

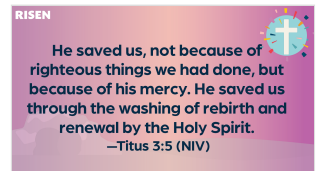
Kids may give a variety of answers here. Jesus may have felt joyful as He heard people praising God. Or He may have felt sad knowing that He would soon die on the cross. Offer your own thoughts as well.

Leader Tip: We don't always think about Jesus having emotions, even though the Bible makes it clear that God has emotions. Help your kids think through this as they recognize that Jesus has the same emotions that we are all familiar with.

Word of Wonder

SUPPLIES: Bibles (1 per kid)

Wonder Ink RESOURCES: Word of Wonder Slide [NirV](#)



The Word of Wonder we've been learning for the "Risen" series is [Titus 3:5](#). Our verse talks about how Jesus saves us, and He is the only One who can save us because Jesus is King! Let's read the Word of Wonder together.

Display the [Word of Wonder Slide](#) and help kids find [Titus 3:5](#) in their Bibles. Read the verse together three times. Each time, encourage the kids to shout out one of the words when it's read. For example, the first time they could shout out "saved," the second time they could shout out "mercy," and the third time they could shout out "Holy Spirit."

For an optional discussion, gather kids to talk about these questions:

- **What word or phrase in this verse is your favorite? Why?**
- **How would you explain what this verse means in your own words?**

Small Group

Help kids see the wonder of God's story and how it connects to their own story.

LESSON AT A GLANCE

WONDER TRUTH: Jesus Is King

SCRIPTURE: Mark 11

WORD OF WONDER: Titus 3:5

Divide your group into smaller groups based on age. If your group is already small, stay together for this time.

WORD OF WONDER

He saved us. It wasn't because of the good things we had done. It was because of his mercy. He saved us by washing away our sins. We were born again. The Holy Spirit gave us new life.

—Titus 3:5 (NIRV)

Questions: Younger Kids

- **What city was Jesus going to in God's big story today?**
- **What did Jesus ride into the city?**
- **What are some things people shouted when Jesus rode into Jerusalem?**
- **Why do you think Jesus received such a special welcome?**
- **What do you think the people hoped Jesus would do for them?**
- **What do you think you would say if you saw Jesus coming into your city?**

When Jesus entered Jerusalem, everyone thought He would be a king on earth, so they asked Him to save them! And that's exactly what Jesus was going to do, only in a way they didn't expect. He was going to save them from their sins!

He would prove that He is King forever. Let's take some time to pray and thank Jesus for being our good King.

Prayer Time: Younger Kids

Invite the kids to think of ways King Jesus leads them. Kids may have some prayer requests that they can offer to King Jesus, knowing that He hears them and takes care of them. Invite the kids to spend some time praying together.

Small Group

Create space for God to remind kids they are known, loved, led, and their lives can tell of God's wonder.

LESSON AT A GLANCE

WONDER TRUTH: Jesus Is King

SCRIPTURE: [Mark 11](#)

WORD OF WONDER: [Titus 3:5](#)

Responding in Worship: Hosanna to the King!

SUPPLIES: green construction paper (2–3 sheets per kid), writing utensils, safety scissors, glue, jumbo craft sticks (1–2 per kid), tape (optional)

Wonder Ink RESOURCES: [Risen Elementary Spotify playlist](#)



Today in God's big story, we saw the people in Jerusalem welcoming Jesus as a king. They shouted "Hosanna," which means, "Save us!" The people wanted Jesus to come as king to save them from the Romans who were ruling them. What they didn't realize is that Jesus had come to save them from so much more than that. He was on His way to Jerusalem to die for the sins of the world and invite us back into right relationship with God. He was going to save us in an amazing way and prove that He is King!



The people spread cloaks and branches on the ground in front of Jesus as He rode into Jerusalem. We're going to make our own palm branches to help us remember that Jesus saves.

Invite kids to use the craft supplies to make their own palm branches. Kids can trace their hands 4–6 times on green construction paper and cut them out. They can glue their hand cutouts to a jumbo craft stick to create a waving branch. To make the branches

longer, give each kid two jumbo craft sticks and have them tape them together to make a longer stem.

Leader Tip: *For Older Kids.* Older kids may want to get more creative with their palm branches. Instead of tracing their hands, they could draw the shape of a palm frond or use scissors to cut out leaf shapes from the paper. Encourage the kids to be creative!

Leader Tip: *For Younger Kids.* Modify this activity to make it easier for younger kids by having them trace their hands with fingers together rather than apart. This will make it much easier for them to cut out what they've traced.

After the kids have created their palm branches, invite them to find a quiet spot.

Remember how the people shouted, “Hosanna!” as Jesus rode into Jerusalem? They wanted Him to save them. Take a few minutes to think about a reason you are thankful that Jesus has saved you. Maybe you’re thankful that He has saved you from your sins or maybe you’re thankful that He has saved you from wrong ways of thinking and acting. Or maybe think of something in your life right now where you need Jesus to help you and save you.

Encourage the kids to spend a bit of time thinking, praying, and writing their thoughts on the back of their palm branches. Some kids may choose to draw their thoughts and prayers. After a few minutes, invite everyone back together.

Jesus is King, and He has saved us! Let’s take some time to praise Him for it!

Play “Shout: Hosanna” from the [Risen Elementary Spotify playlist](#), and encourage the kids to sing along as you all wave your palm branches in praise of Jesus the King!

GAME : DRAMATIC RUNWAY

SUPPLIES: masking tape (optional)

Wonder Ink RESOURCES: [Risen Elementary Spotify playlist](#) (optional)

Works well with the
Triumphal Entry: Jesus
Enters Jerusalem
lesson!

Designate an area of your space as the “runway.” Consider marking a runway with two strips of masking tape. Invite the kids to line up at one end of the runway.

In a moment, I'm going to invite you to walk the runway to the end, pose, turn, and walk back. But there's a twist! Each time you go on the runway, I'll give you specific instructions about how to move. For this first round, I want you to move as your favorite animal!

Leader Tip: To break the ice and increase engagement, you can go first!

Designate 1–3 kids (or adult leaders) to serve as judges. They can award a score for each runway performance from 1–10 by raising the appropriate number of fingers. Encourage them to be generous with their appraisals.

Make It Inclusive!

Tip for Including Kids with Unique Abilities

Modify instructions to accommodate kids with physical restrictions or invite them to serve as judges.

Kids take turns moving down the runway until everyone has the chance to go. Each round of play has modified instructions.

Leader Tip: Consider playing upbeat worship music from the [Risen Elementary Spotify playlist](#) while the kids move down the runway.

Round 1: Move like your favorite animal!

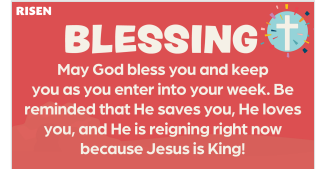
Round 2: Give each kid a different physical challenge: hop on one foot, crawl, skip backwards, twirl, bunny hop, etc.

Round 3: Do your best victory dance!

When Jesus entered Jerusalem, He didn't dance, and He didn't gloat. He could have entered Jerusalem however He wanted, but He came humbly by riding a donkey. The people would soon learn that Jesus is no normal king!

Blessing Your Kids

Wonder Ink RESOURCES: Speak this blessing over your kids, as a group or as individuals. If you bless kids individually, insert each name into the blessing.



Blessing: May God bless you and keep you as you enter into your week. Be reminded that He saves you, He loves you, and He is reigning right now because Jesus is King!