

**March 31, 2024****CRUCIFIXION AND RESURRECTION****LESSON AT A GLANCE****WONDER TRUTH:** Jesus Is Risen!**SCRIPTURE:** [Matthew 27–28](#)**GOD'S BIG STORY:** God's Son, Jesus, is arrested, put on trial, and crucified. But after three days, He comes back to life!**WORD OF WONDER:** He saved us. It wasn't because of the good things we had done. It was because of his mercy. He saved us by washing away our sins. We were born again. The Holy Spirit gave us new life. —[Titus 3:5](#)**CURIOSITY (PRE-SERVICE) Small Group**

An object lesson, experiment, or activity that sparks curiosity, encourages exploration, and gets kids thinking about the wonder of God.

- Welcome Question: What is something people do to celebrate Easter?
- Interactive Game: How Far Away Is God?
- Declaring God's Wonder

**BELIEF (WORSHIP & BIBLE LESSON) Large Group**

A deep and interactive dive into Scripture that guides kids into knowing God more deeply, exploring His big story, and marveling at His wonder.

- Connecting the Wonder Truth
- In Awe of God's Wonder
- Word of Wonder: [Titus 3:5](#)

**FAITH (APPLICATION) Small Group**

An intentional conversation that helps kids see the wonder of God's story and how it connects to their own, emboldening their faith and fostering a deeper understanding of their place in God's kingdom.

- Discussion Questions for Younger Kids
- Small Group Prayer Time

**IDENTITY (RESPONSE & CLOSING) Small Group**

An interactive worship response activity that creates space for God to remind kids of these core truths: I am known, I am loved, I am led, and my life can tell of God's wonder.

- Responding in Worship: In Living Color Cross Reflection
- Game: Hidden Message
- Blessing Your Kids

**Wonder Ink****Wonder@Home™**

Designed for families to engage in the wonder of God together at home. This resource includes a video, worship playlists, activities, and more! [WONDER@HOME \(PDF\)](#)

### INVITATION

*We invite you to pause, listen, and shift your gaze toward the Father ...*

### LESSON AT A GLANCE

**WONDER TRUTH:** Jesus Is Risen!

**SCRIPTURE:** Matthew 27–28

**WORD OF WONDER:** Titus 3:5

Ministry leaders do all the things, amen? As a ministry leader, my planner is filled with lists of people to talk to do, emails to send, meetings to attend ... the list can seem endless at times. I relish the joy of crossing items off the list as each goal is met.

Have you ever accomplished all the things on your to-do list because you stayed focused on the tasks at hand? Sure, distractions popped up, but you kept your eye on the mission in front of you. What joy there is in crossing off those items and moving on to the next thing!

Jesus had one mission: to save the world from sin by dying on a cross and coming back to life three days later. His supernatural conception, His birth, every miracle, every lesson He taught, everything He modeled, even the situations that seemed to interrupt His daily plan, pointed back to His mission.

- How does Jesus' mission inform your calling?
- Jesus is risen; His mission is complete! How does this truth impact the details of your daily life?
- What practices might help you live with increased awareness of His victory?

Three days after suffering unimaginable pain on our behalf, Jesus rose and proved that He is the King of Kings! Now that's something to celebrate! Mission accomplished.

—**Kathie Phillips**

Senior Director of Next Gen Ministry

Contributor to Wonder Ink

**DID YOU KNOW?**

**FOUNDATION BUILDING BLOCKS**

**WHO?**

Jesus, the Son of God, is the only One who was able to defeat sin once and for all. He willingly went to the cross, dying a painful death in our place. His death and resurrection prove Him worthy of the title “Lord” ([Romans 10:9](#)).

**WHAT?**

Crucifixion was a horrific and supremely painful form of capital punishment that Rome reserved for common criminals or people of low social standing. It was a brutal deterrent. Bodies of victims could be left to rot and be pecked by birds.

**WHERE?**

Jesus was crucified outside Jerusalem, where God’s temple housed His presence on earth. The temple curtain tore to show that believers can now enter God’s presence directly “by the blood of Jesus” ([Hebrews 10:19, NIV](#)). God’s presence, as the Holy Spirit, dwells in Jesus-followers.

**WHEN?**

Jesus died during the festival of Passover, when Jews remembered that God rescued and redeemed their ancestors from slavery in Egypt. His Sunday resurrection symbolizes a new creation.

**CONNECTING TO GOD’S BIG STORY**

In [Genesis 3:15](#), God said that a seed of the woman would strike a blow to the serpent who tempted humans to sin. Christ’s death and resurrection were God’s plan: “He himself carried our sins’ in his body on the cross” ([1 Peter 2:24, NIV](#)).

#### Small Group

Spark curiosity, encourage exploration, and get kids thinking about the wonder of God.

#### LESSON AT A GLANCE

**WONDER TRUTH:** Jesus Is Risen!

**SCRIPTURE:** Matthew 27–28

**WORD OF WONDER:** Titus 3:5

#### Welcome Question

**SUPPLIES:** paper, colored pencils, whiteboard (optional), dry-erase marker (optional)

#### Wonder Ink RESOURCES:

Write the following question on a whiteboard: “What is something people do to celebrate Easter?” Set out sheets of paper and colored pencils.



#### As kids arrive ...

Warmly welcome kids by name. Show them the [Welcome Question](#). If you have a lot of visitors, you can encourage kids to share their answers with someone they don't know to help new kids feel welcome. Kids who would like to can draw their answers. If you have younger kids, be sure to read the question for them.

#### At your start time ...

Welcome each kid with a high five or a fist bump. Be sure to make visitors feel connected and welcome. Call on several kids to share their answers to the Welcome Question: **What is something people do to celebrate Easter?**

**Today in God's big story we're going to hear about Jesus' death on the cross and how He came back to life again. We call the day we celebrate that Jesus rose from the dead "Easter". First, it's time to be curious.**

## Object Lesson: How Far Away Is God?

**SUPPLIES:** large bedsheet, ladder (optional)

**Wonder Ink RESOURCES:**



**You mentioned some really faraway places!** Reference some places the kids listed in their answers to the first Curiosity Question, drawing attention to both the places and what separates us from them (an ocean, a mountain range, etc.).

**Sometimes miles separate us from a place. Or even light-years! Sometimes obstacles like water or mountain ranges separate us from a place.**

**You know what seems kind of far away from me right now? The ceiling! Can you stretch up and reach it?** Encourage the kids to reach for the ceiling or even jump to try to touch it.

### **Make It Inclusive!**

If kids can't jump or stand, invite them to stretch their hands up. If kids have trouble doing this, leaders can gently ask to help.

**Some of you can jump really high! But were any of you able to touch the ceiling? Pause for answers. The ceiling seems kind of far away, but we can see it. It's right there. We just can't get to it. What about God? Is He far away? What separates us from Him? Those are big questions!**

**God is everywhere. He created all mountains, oceans, even outer space; so none of them are obstacles to Him!**

**What separates us from God is not any of those things. It's our sin. Can anyone tell me what sin is?** Allow the kids time to answer.

**That's right. Sin is the wrong things we do. When we do wrong things—when we tell lies, take something that doesn't belong to us, or disobey our parents—we put a barrier between us and God.**

Unfold the bedsheet, and have several leaders hold the sheet over the kids' heads.

**Can we touch the ceiling now?** Pause for kids to answer. **No! Definitely not. Now it's even harder because this sheet is in the way.**

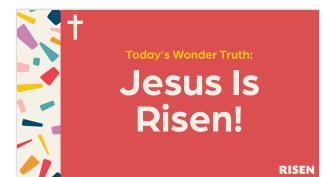
**Our sin is like that. It blocks us from God, and there's nothing we can do about it.**

**But when Jesus died on the cross, He took away that barrier.** Have the leaders remove the sheet. He made a way for us to connect with God.

If possible, bring out a ladder. If you meet in a room where the kids could safely climb the ladder and touch the ceiling, invite several to do so while adults stand nearby with hands raised to spot them, or climb it yourself and touch the ceiling.

**Leader Tip:** If you meet in a room with very high ceilings, you can omit the ladder and just ask the kids to imagine a ladder that would let them touch the ceiling.

**God sent Jesus to be the way between us and God. We don't need a spaceship or a submarine or a ladder to reach God. We have Jesus. He takes away our sin and connects us to God. Because of Jesus, our sins can be forgiven! He made that possible by dying on the cross and coming back to life. Today, we will hear more about this incredible part of God's big story.**



**Our Wonder Truth today is JESUS IS RISEN!**

## **Declaring God's Wonder**

**Wonder Ink RESOURCES:** Read each line boldly and invite kids to repeat after you.

**Thank You, God, that You are good!** (Kids repeat.)

**You made me on purpose, for a purpose.** (Kids repeat.)

**And I can be Your kid!** (Kids repeat.)

**You know me, love me, and lead me.** (Kids repeat.)

**Jesus died on the cross for my sins,** (Kids repeat.)

**And Jesus came back to life!** (Kids repeat.)

**My life can tell of Your wonder!** (Kids repeat.)

#### Large Group

Guide kids into knowing God, exploring His big story, and marveling at His wonder.

#### LESSON AT A GLANCE

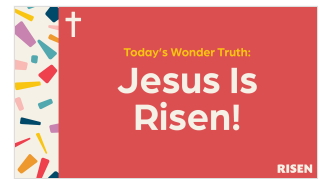
**WONDER TRUTH:** Jesus Is Risen!

**SCRIPTURE:** Matthew 27–28

**WORD OF WONDER:** Titus 3:5

#### Connecting the Wonder Truth

**Wonder Ink RESOURCES:** Pose the following question to kids to help them connect the Wonder Truth to God's big story:



Our Wonder Truth today is **JESUS IS RISEN!** Where did you see our Wonder Truth in action in the story? Allow kids to answer freely.

Long before Jesus came to earth, the first humans—Adam and Eve—disobeyed God and brought sin into the world. Sin separated humans from God. But God had a plan! In **Genesis 3:15**, God said that a seed of the woman would strike a blow to the serpent who tempted humans to sin. Christ's death and resurrection were God's plan! Through Jesus, the enemy was defeated. Because of Jesus' death and resurrection, our sins are forgiven, and we can be with God forever!

#### In Awe of God's Wonder

Spend a few moments allowing kids to think about the wonder of God's story, ask questions, and simply be in awe of Him!



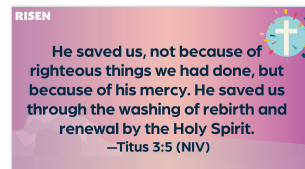
**What made you sad as you listened to today's part of God's big story?** Allow time for kids to think and respond.

**How do you think Jesus' followers felt when they found out He had risen from the dead?** Allow time for kids to imagine and respond.

## Word of Wonder

**SUPPLIES:** Bibles (1 per kid)

**Wonder Ink RESOURCES:**



**The Word of Wonder for the “Risen” series is [Titus 3:5](#).**

**Today, we've seen that Jesus died on the cross to pay the price for our sins.**

**This verse tells us more about why Jesus saved us. Let's read the Word of Wonder together!**

Have the kids open their Bibles to [Titus 3:5](#) while you put the [Word of Wonder Slide](#) on the screen. Read the Word of Wonder several times together. Encourage the kids to point up when the verse says “he” or “his” and at themselves when it says “we” or “us.”

For an optional discussion, gather kids to talk about these questions:

- **God sent Jesus to save us. What do you think this shows us about God?**
- **What do you think it means that Jesus washed away our sins? What do you imagine when you hear these words?**

#### Small Group

Help kids see the wonder of God's story and how it connects to their own story.

#### LESSON AT A GLANCE

**WONDER TRUTH:** Jesus Is Risen!

**SCRIPTURE:** Matthew 27–28

**WORD OF WONDER:** Titus 3:5

Divide your group into smaller groups based on age. If your group is already small, stay together for this time.

#### WORD OF WONDER

**He saved us. It wasn't because of the good things we had done. It was because of his mercy. He saved us by washing away our sins. We were born again. The Holy Spirit gave us new life.**

—Titus 3:5 (NIRV)

#### Questions: Younger Kids

- In our story, who wanted Jesus to die?
- What happened right after Jesus died?
- Who told the women that Jesus is alive?
- Why did Jesus die on the cross?
- What do you want to say to Jesus after hearing this story?
- Who is someone you can share the good news with that Jesus is alive?

**Jesus died on the cross and came back to life again. That's what we celebrate on Easter. But it's also the most important thing that has ever happened! Jesus**

**is risen! It changes everything. Because Jesus died and rose again, we can be with God forever. Let's talk to God and thank Him for sending Jesus.**

### **Prayer Time: Younger Kids**

Ask kids to share any prayer requests or praises they have. Encourage them to share reasons they are thankful for Jesus. Guide kids who are comfortable to take turns praying out loud, and explain that God hears them, no matter what. Remind kids to thank Jesus for paying the price for our sins so that we can be with God forever.

#### Small Group

Create space for God to remind kids they are known, loved, led, and their lives can tell of God's wonder.

#### LESSON AT A GLANCE

**WONDER TRUTH:** Jesus Is Risen!

**SCRIPTURE:** [Matthew 27–28](#)

**WORD OF WONDER:** [Titus 3:5](#)

### Responding in Worship: In Living Color Cross Reflection

**SUPPLIES:** black construction paper (1 sheet per kid), white crayons or chalk (1 per kid), tissue paper in a variety of bright colors, glue sticks or bottles of glue, whiteboard (optional), dry-erase marker (optional)

**Wonder Ink RESOURCES:** [Risen Elementary Spotify playlist](#)



Gather kids together. Dim the lights and play soft worship music from the [Risen Elementary Spotify playlist](#). Give each kid a sheet of black construction paper and a white crayon or chalk.

**As we think about what Jesus did for us, I'd like you to draw the outline of a cross on your paper.** If possible, draw a simple cross outline on the whiteboard as an example. **Around the cross, you can write words or draw pictures of things that make you feel far away from God.** Provide some examples if kids need help getting started.

After allowing kids time to draw and write, bring up the lights and play more uplifting, upbeat worship music from the [Risen Elementary Spotify playlist](#).



**Jesus died on a cross for us. Jesus' followers thought the cross was the end. They were heartbroken. But three days later, Jesus came back to life. Jesus**

**conquered sin and death and brought us close to God.** Provide some examples if kids need help getting started.

Give kids tissue paper in a variety of bright colors and bottles of glue or glue sticks. Instruct them to tear the tissue paper into small pieces and make a stained-glass style pattern inside the outline of the cross.

Allow time for kids to do this.

**Leader Tip:** Make an example ahead of time to show the kids.

**The resurrection of Jesus changed everything! Like you changed the dark paper to all these beautiful colors, Jesus' resurrection can change us. Jesus paid the price for the things we've done that separate us from God. Now our sins can be forgiven, and we can live with Him forever! Jesus makes our lives beautiful too. He is risen!**

## GAME : HIDDEN MESSAGE

**SUPPLIES:** paper (1 sheet per kid), white crayons (1 per kid), watercolor paints, watercolor brushes (1 per kid), cups of water

**Wonder Ink RESOURCES:** [Risen Elementary Spotify playlist](#)

Works well with the  
Crucifixion and  
Resurrection lesson!

**Leader Tip:** Consider playing worship music from the [Risen Elementary Spotify playlist](#) while the kids work.

Prepare a sheet of paper by writing “Jesus is risen” on it in white crayon. Introduce this activity by holding this paper up for all to see.

**What do you see here? Looks like nothing, right? What if I told you there was an important message hidden on this page?**

Demonstrate the way to reveal the secret message by painting over it with watercolors. The paint won't stick to the white crayon, and the hidden message will be revealed.

**Now each of you gets to make one of these hidden messages.** Give each kid a sheet of paper and a white crayon. Have each kid write the message “Jesus is risen” on the paper. Then kids can exchange papers with someone else and paint them with watercolors to reveal the message.

**Leader Tip:** *For Younger Kids.* Instead of writing, younger kids could draw a simple picture, such as a cross, a heart, or a heart with a cross inside of it!

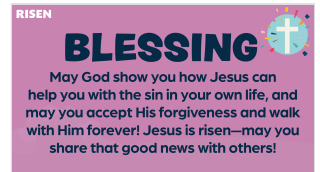
Finally, invite kids to write another message to take home and share with their siblings or parents. (Messages can also be revealed with colored pencils or markers.)

**The colors represent all the different things we go through in life. Good things, bad things, beautiful things. We don't see Jesus the way His first followers did, but He is here with us! He promised to always be with us. As you go through all the different experiences of this life, if you pay attention, you'll discover all the ways He is there for you. Jesus is risen!**

## Blessing Your Kids

### Wonder Ink RESOURCES:

Speak this blessing over your kids, as a group or as individuals. If you bless kids individually, insert each name into the blessing.



**Blessing:** May God show you how Jesus can help you with the sin in your own life, and may you accept His forgiveness and walk with Him forever! Jesus is risen—may you share that good news with others!