



March 3, 2024

EZEKIEL AND THE DRY BONES

LESSON AT A GLANCE

WONDER TRUTH: God Has Good News for His People

SCRIPTURE: [Ezekiel 37](#)

GOD'S BIG STORY: God shows Ezekiel a vision reassuring the prophet that God still had good news for His people—He would bring them back to Him and put His own Spirit of life in them.

WORD OF WONDER: Jesus forgives our sins, saves us, and gives us new life. —from [Titus 3:5](#)

CURIOSITY (PRE-SERVICE)

Four options for interactive hands-on activities to help kids begin thinking about the wonder of God.

- Play Stations:
 - Mountains and Valleys
 - Dry Bones Sensory Play
 - Ezekiel and the Dry Bones Coloring Sheet
- Declaring God's Wonder



BELIEF (WORSHIP & BIBLE LESSON)

A deep and interactive dive into Scripture that guides kids into knowing God more deeply, exploring His big story, and marveling at His wonder.

- Prayer of Invitation and Worship
- God's Big Story
- Connecting the Wonder Truth
- Word of Wonder

FAITH (APPLICATION)

An intentional interactive discussion that helps kids discover the wonder of God's story and how it connects to their own.

- Circle Time: Special Delivery
- Craft: New Life Person Puppet

IDENTITY (RESPONSE & CLOSING)

An interactive worship response activity that creates space for God to remind kids of these core truths: I am known, I am loved, I am led, and my life can tell of God's wonder.

- Responding in Worship: Full Body Worship
- Prayer and Blessing
- Closing Game: Dry Bones, Hear!

Wonder@HomeTM

Designed for families to engage in the wonder of God together at home. This resource includes a video, worship playlists, activities, and more! [WONDER@HOME \(PDF\)](#)

Wonder Ink



FOR FIVESTONE KIDS LEADERS

INVITATION

We invite you to pause, listen, and shift your gaze toward the Father ...

LESSON AT A GLANCE

WONDER TRUTH: God Has Good News for His People

SCRIPTURE: [Ezekiel 37](#)

WORD OF WONDER: [From Titus 3:5](#)

One of the great things about social media is witnessing others' good news. Marriage proposals, pregnancy announcements, and gender reveals are so fun to watch. The joy in these moments is palpable through the screen, sometimes for people we don't even know personally!

Good news energizes and reminds us that there is still good happening in our broken world.

Take a moment to read [Ezekiel 37:1–14](#). In this passage, the prophet Ezekiel embodies the power of the Lord. Before God spoke to him, Ezekiel knew the power of the Lord was upon him, even though he was in a faraway, unknown place surrounded by dry, silent bones. When you walk in unfamiliar territory, God still has good news for you. He walks alongside you up every hill and mountain and through every valley. You never walk alone.

Through you, He also brings good news of hope restored to others. God has good news for His people through His people. Your testimony of God's good news can help others navigate their personal valleys.

- Have you ever experienced good news amid a personal trial?
- Where have you seen hope restored because of God's good news?
- Who needs to hear of God's good news in your life?

With God's power, Ezekiel spoke life into the dry bones. But guess what? The same power lives inside you. You can speak life into situations that seem helpless. You can celebrate the good news of hope restored.

—Kathie Phillips

Senior Director of Next Gen Ministry

Contributor to Wonder Ink

DID YOU KNOW?

FOUNDATION BUILDING BLOCKS

WHO?

Ezekiel was a prophet to the southern kingdom of Judah. Because God's people were in danger of judgment, Ezekiel was called to do unusual things like eating a scroll and lying on his side for over a year to get the people's attention.

WHAT?

Ezekiel had many visions related to God's judgment and restoration. Ezekiel prophesied about God's restoration after the exile. He proclaims that God would send His Spirit to make a way for Israel to actually follow God's commands ([Ezekiel 36:24–32](#)).

WHERE?

Ezekiel received the vision about the dry bones when he and the Israelites were exiled to Babylon. This prophecy came during the 70-year exile when the Israelites felt like all hope was gone. But through Ezekiel's vision, God shares an image of new life!

WHEN?

Babylon chipped away at the nation of Judah over a few years, but the final defeat of Jerusalem and exile to Babylon came in 586 BC. King Nebuchadnezzar destroyed Solomon's temple along with the city. The people were in exile for 70 years.

CONNECTING TO GOD'S BIG STORY

The vision in [Ezekiel 37](#) shares God's plan to restore Israel but also points toward the death and bodily resurrection of Jesus. His victory will bring new life to those who trust in Him, and His Spirit brings His followers life and joy!



Curiosity (Pre-Service)

3 & 4 YEAR OLDS

Spark curiosity, encourage exploration, and get kids thinking about the wonder of God.

LESSON AT A GLANCE

WONDER TRUTH: God Has Good News for His People

SCRIPTURE: Ezekiel 37

WORD OF WONDER: From Titus 3:5

Countdown Video

Play one of the [countdown videos](#) at 10:55am. At the conclusion of the countdown, at 11am, please take your small group into worship.



Play Stations

SUPPLIES: plastic bin, play dough or sand, white pipe cleaners (at least 10), white construction paper (at least 10 sheets), coloring utensils, play dough or sand toys (optional), small ball (optional)

Wonder Ink RESOURCES: [Ezekiel and the Dry Bones Coloring Sheet](#) (1 per kid)

Greet kids warmly as they arrive and briefly explain the play stations. Invite them to play at any of the play stations.

Welcome to church! While we're getting ready to start, you can play at any of these stations to help get ready for our lesson today. Do you have any ideas of what we'll be learning about today?

Leader Tip: When you greet kids with enthusiasm, you become the rarest of adults in those kids' lives: a grown-up who sees and listens to them. So let kids know you're delighted they've arrived.

Play Station: Mountains and Valleys

Set-up: Place play dough or sand inside a bin.

Play: Let the kids use the dough or sand to make two hills. Encourage them to run their hands down and then up the hills. Tell them that a valley is the place between two hills.

Leader Tip: Include a few small play dough or sand toys in the bin. To make it more fun and emphasize the hills, include a small ball for the kids to roll down the hill.

Play Station: Dry Bones Sensory Play

Set-up: Set out white pipe cleaners and sheets of white construction paper.

Play: Let the kids use the white pipe cleaners and white construction paper to make a pretend pile of bones. They can bend and twist the items, connect them to one another, and connect them into various formations and shapes.

Play Station: Ezekiel and the Dry Bones Coloring Sheet

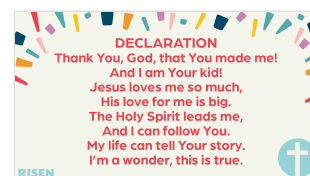
Set-up: Print one copy per kid of the Coloring Sheet. Set out the [Coloring Sheets](#) and coloring utensils.

Play: Let the kids color. The kids can also turn the sheet over and draw some good news they have heard.

Declaring God's Wonder

Wonder Ink RESOURCES: Early Childhood Declaration [Slide](#)

Show the [Declaration slide](#) and encourage the kids to say the statements and do the motions with you.



Let's say these words together.

Thank You, God, that You made me! *(Kids repeat words and motions.)*

Make prayer hands, then point up to God and to yourself.

And I can be Your kid! *(Kids repeat words and motions.)*

Put your hands on your hips.

Jesus loves me so much; *(Kids repeat words and motions.)*

Spread your arms out wide to your side one at a time, then pull them in for a hug around your chest.

His love for me is big. *(Kids repeat words and motions.)*

Hold your arms up high and wide above your head.

The Holy Spirit leads me, *(Kids repeat words and motions.)*

Bring your arms down from the sky, making a path in front of you.

And I can follow You. *(Kids repeat words and motions.)*

March like you're following the leader.

My life can tell Your story, *(Kids repeat words and motions.)*

Hold your hands in front of you like an open book.

I'm a wonder; this is true. *(Kids repeat words and motions.)*

Put your hands up, shaking your fingers, celebrating ("praise hands").



Belief (Worship & Bible Lesson)

3 & 4 YEAR OLDS

Guide kids into knowing God more deeply, exploring His big story, and marveling at His wonder.

LESSON AT A GLANCE

WONDER TRUTH: God Has Good News for His People

SCRIPTURE: Ezekiel 37

WORD OF WONDER: From Titus 3:5

Prayer of Invitation

Before entering into God's big story, lead kids in a prayer of invitation. Use the prayer here or your own words: **God, we can't wait to hear about the good news You have for us! May Your Holy Spirit help us learn from Your Word. Help us share Your good news with others. In Jesus' name, Amen.**

God's Big Story

SUPPLIES: Bible

Hold up a Bible and show the kids. Tell them today's story comes from the book of Ezekiel in the Bible. Open a Bible and show them where the story is found.

Bible Time Rhyme

Say the Bible time rhyme (with motions) each week before the Bible story to remind kids that what they're about to hear is part of God's big story.

I open my Bible and what do I see? *(Hands together then opening palms up, like opening a book.)*

God's big story, waiting for me! *(Point to yourself.)*

Let's hear part of God's big story, which comes from the book of Ezekiel in the Bible.

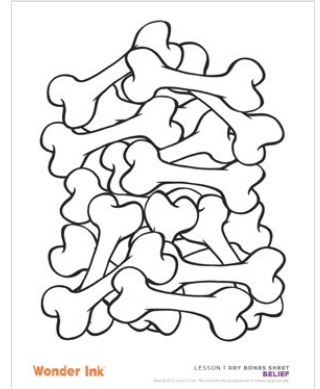
Read the God's Big Story Script provided or read [Ezekiel 37:1–2, 3–14](#) from the Bible.

God's Big **STORY SCRIPT:** **EZEKIEL AND THE DRY BONES**

SUPPLIES: Bible, posterboard, marker, robe, white towels or sheets of construction paper

Wonder Ink RESOURCES: [Dry Bones and People Sheet](#) (1 per kid)

Ahead of time, write “Turn Back to God” on a posterboard. Ask the kids to stand up and help you tell the story by acting it out as you talk. Print a copy of the [Dry Bones and People Sheet](#) for each kid.



God wanted to bless the whole world through the Israelites. God chose the Israelites to be His special people and to follow Him. But ... the Israelites weren't great at that second part.

Over and over again, they kept doing things that God did not like. It's like they were fighting against God. Have kids put their fists up and punch at the air, reminding them to be careful not to hit each other. **That made God sad.**

So God sent prophets to warn the Israelites. A prophet is someone who shares messages from God. The prophets told the people, “Turn back to God! Stop doing wrong things!” Ask someone to hold up the posterboard and walk around the room with it, showing the posterboard to the kids in the room.

The posterboard says, “Turn back to God.” This is the message God gave His people through the prophets. Do you think the people listened? Allow the kids to respond. **When the posterboard comes to you, put your hands over your ears and turn away from it!**

Encourage the person carrying the posterboard to walk around the room with it, and encourage kids to turn away from the posterboard. Then have the person holding the posterboard sit, and all the kids can turn back toward you for the rest of the story.

The people didn't want to listen to what God had to say through His prophets. And they didn't do what God asked them to do. So after hundreds of years of warnings, God allowed surrounding nations to attack Israel. The Israelites were conquered and taken away from their land. Everyone walk to the other side of the room. Encourage the kids to walk to the other side of the room.

The Israelites were far away from home, and they felt very far from God. Some of them wondered if God still cared for them. Show how you would look if you were worried or sad. Encourage the kids to make worried or sad faces.

That's how the Israelites felt. They were worried and sad. But God was still close, and He still cared for them. God had a special message for His people, and He sent that message through a prophet named Ezekiel. Choose a volunteer to wear the robe and act out the part of Ezekiel as you tell about his vision.

God gave Ezekiel a vision, a special picture from God's Spirit, to share with the Israelites. In this vision, God brought Ezekiel to a valley filled with dry bones.

Ask volunteer leaders to pass out a [Dry Bones and People Sheet](#) to each kid. Once everyone has a sheet, direct kids to lay their sheets on the floor with the picture of the bones facing up.

God asked Ezekiel, "Son of man, can these bones live?" ([Ezekiel 37:3, NIV](#)).

Leader Tip: *Son of man* is not a particular title in Ezekiel, unlike the way it refers to Jesus in the Gospels. In Aramaic and Hebrew, the expression simply means "man, human."

The Israelites—God's people—were like those bones. They had turned away from God and sinned, and now they lived as slaves, far away from home. Just like the dry bones in Ezekiel's vision had no hope of ever becoming living, breathing humans again, there seemed to be no hope for the Israelites to experience a good relationship with God again and return to their homeland.

Except ... God can do anything! God told Ezekiel to speak to the bones. Who did the bones represent? Cup your ear and prompt kids to shout, "The Israelites!" **Yes! God told Ezekiel to speak to the bones and share this message from God: "I will put breath in you. Then you will come to life again. I will attach [muscles and skin] to you. ... Then you will know that I am the Lord"** ([Ezekiel 37:5–6, NIV](#)).

As Ezekiel spoke, the dry bones in his vision began to rattle and come together. Encourage kids to shake their papers. **Then muscles and skin appeared on the bones until an army of bodies now stood in the valley.** Encourage kids to hold their papers above their heads with the outline of the person facing the front. **But the bodies weren't alive. They had no breath.**

God told Ezekiel to command living breath to enter the bodies so they could live again. And that's what happened! Encourage the kids to blow on the bone side of their papers.

What had been dead, dry bones was now a living, breathing army of people! Pause for kids to look around. Encourage them to hold up the people on their [Dry Bones](#) and [People Sheet](#).

God explained that, like those bones, the Israelites had no hope apart from God. But God promised to bring them back to their homeland and put His own Spirit—His saving breath of life— into them. Then they would know that God is the Lord, and they were His people. Ask kids to sit.

Ezekiel's vision was for the Israelite people, but it also helps us understand the good news that God wants us to hear. Jesus died on the cross, but the Spirit of God raised Him back to life. God has power over death. What good news!

Although the Israelites turned away from God, He didn't leave them. The same is true for us! Like the bones in Ezekiel's vision, God will forgive us, bring us back to Him, and give us new life when we trust in Jesus. God has good news for His people!

Connecting the Wonder Truth

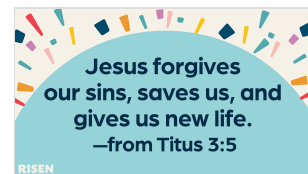
Ask the following question to kids to help them connect the Wonder Truth to God's big story:

Our Wonder Truth today is **GOD HAS GOOD NEWS FOR HIS PEOPLE. Where did you see our Wonder Truth in the story?** Allow kids to answer freely.

Today in God's big story, Ezekiel's vision revealed God's plan to forgive His people and bring them back to Him. Ezekiel's vision also pointed to Jesus dying on the cross and coming back to life. Through His death and resurrection, Jesus brings new life to those who trust in Him. Today, His Spirit brings His followers life and hope!

Word of Wonder

SUPPLIES: Bible, white balloons (4, plus 1–2 extras), permanent marker (prep only)



Wonder Ink RESOURCES: [Risen Word of Wonder Slide](#) (optional)

Ahead of time, inflate the balloons and write a word or phrase of the verse on each balloon:

- Jesus
- Forgives our sins
- Saves us
- And gives us new life.

In our story today, we learned that God has good news for His people. The good news is that Jesus, who died on the cross and came back to life, can forgive us, save us, and make us new when we trust in Him as our Savior! That is the best, most exciting news ever!

Review the verse with the kids and hold up each balloon with the words on it as you say the verse.

WORD OF WONDER

**Jesus forgives our sins, saves us,
and gives us new life.**

—from Titus 3:5

In our story, God gave a vision to Ezekiel with a message for God's people. In the vision, God breathed life into the dry bones to help His people know He could breathe new life into them and bring them back into a relationship with Him! God wants us to know that good news too. We're going to pretend the balloons are like the dry bones. I have breathed into these balloons with my breath, and we're going to bring them to life by bopping them around the room as we say the verse aloud. Each balloon has a part of the verse. I'm going to say the words on the balloon and bop it up, and you'll take turns bopping it around as you repeat the words.

Hold up each balloon and say the words to the verse (in order), and then bop the balloons and encourage the kids to repeat the words and say the verse. Watch the kids closely to ensure they do not put uninflated balloons in their mouths.

Allergy Caution: Be aware of any latex allergies or sensitivities among your kids and volunteers before doing this activity!

Encourage the kids to do the motions and say the verse with you.

- **JESUS**—Point up.
- **FORGIVES OUR SINS,**—Palms together (praying hands motion).
- **SAVES US,**—Arms out to your sides (make a cross).
- **AND GIVES US**—Hold your hands in front of you as if receiving something.
- **NEW LIFE.**—Bring your arms up and out to your sides.
- **FROM TITUS 3:5**—Hold your hands open, as if holding a book.

Gather kids to discuss these questions:

- **What does forgiveness mean?**
- **What good news do you think God has for you today? How does it make you feel?**



Faith (Application)

3 & 4 YEAR OLDS

Help kids see the wonder of God's story and how it connects to their own story.

LESSON AT A GLANCE

WONDER TRUTH: God Has Good News for His People

SCRIPTURE: Ezekiel 37

WORD OF WONDER: From Titus 3:5

Circle Time: Special Delivery

SUPPLIES: mail delivery bag (or canvas bag, such as a reusable grocery bag), pen, paper (7 sheets), envelopes (7), mail carrier hat (optional)

Ahead of time, write the questions (listed below) on seven different sheets of paper and place them in envelopes labeled 1–7, corresponding with the number of each question. Place them in order in a location that is easily visible to the kids. Gather the kids to sit in a circle.

In our story today, we heard about a messenger of God named Ezekiel. He delivered a special message from God to the Israelites! Let's take turns delivering messages and talking more about God's good news.

Let the kids take turns pretending to be a mail carrier as they collect each envelope and deliver it to you to open. Read each question and allow the kids to respond. If you have more than seven kids, you can let the kids put the questions back in the envelopes and return them so other kids can retrieve the same questions. Let the kids take turns answering a question so every kid gets an opportunity to deliver and answer a question.

DISCUSSION QUESTIONS

1. **What did Ezekiel see in the valley in his vision from God?** *(a pile of dry bones)*
2. **What did God ask Ezekiel to do?** *(Share His message with the Israelites.)*

3. **What happened to the bones when Ezekiel started talking and God breathed into them?** *(They were covered with muscles and skin and became humans; they came to life.)*
4. **Have you ever received good news that made you excited?**
5. **How do you think the Israelites felt when they heard the good news from Ezekiel?**
6. **What do you think God's good news is for us?**
7. **How can you share God's good news about Jesus with other people?**

Some of you delivered the questions we discussed. And in today's story, God told Ezekiel to deliver a message of good news to give His people hope when they were separated from God. We can remember that God has good news for His people. This good news is that Jesus died and was raised from the dead so we can be forgiven from our sins and have a relationship with God!

Invite kids to share prayer requests and praises and pray for each other. Some kids may not be comfortable praying out loud. That's OK! Encourage them to pray silently and thank God for sending Jesus to give us new life in Him.

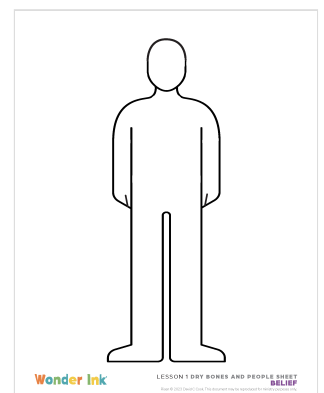
Leader Tip: Point out that not all mistakes are sin. Sin means making decisions that go against God's perfect rules. Things like stubbing your toe or accidentally breaking a glass are mistakes, but they are not disobedience toward God.

Craft: New Life Person Puppet

SUPPLIES: coloring utensils, kid-safe scissors, craft sticks (1 per kid), tape or glue

Wonder Ink RESOURCES: [New Life Person Sheet](#) (1 per kid)

Ahead of time, print one [New Life Person Sheet](#) for each kid. Set out coloring utensils, scissors, craft sticks, and tape or glue.



In our story today, we learned about a vision God gave to Ezekiel where a valley of bones turned into living, breathing people. What do you think God wanted Ezekiel and the Israelites to know from that vision? Allow the kids to respond.



God wanted them to know there was good news. Even though they had sinned and turned from Him, He was still with them. He would forgive them and breathe new life and hope into them! God's good news for us today is that He can also make us new and forgive us!

Each of you has a stick person on a paper. You can use the coloring utensils to decorate your stick figure person and give it new life. You can draw clothes and hair and anything you want that represents a person who is loved and forgiven by God! Then cut around the person and glue or tape it to a craft stick to make a puppet. Then we'll make our person puppets pop up and say, "God has good news for His people!"

Leader Tip: To make the craft more elaborate, you can purchase wooden craft stick people from a craft supply store (or an office supply store) and give the kids markers and yarn to decorate the people.



Identity (Response & Closing)

3 & 4 YEAR OLDS

Create space for God to remind kids they are known, loved, led, and their lives can tell of God's wonder.

LESSON AT A GLANCE

WONDER TRUTH: God Has Good News for His People

SCRIPTURE: Ezekiel 37

WORD OF WONDER: From Titus 3:5

Responding in Worship: Full Body Worship

In today's story, God's good message turned dry bones into living bodies. God has good news for His people, and that's us! We can use our whole body to thank and praise God for His good news that Jesus loves and saves us from our sins.

Touch your knees and kneel, if you can. Tell God that you honor and love Him. Listen for what He might say to you in response. Pause as kids talk to God and listen quietly. Take this time to pray as well.

Now touch your head. Ask God how you can praise and thank Him with your thoughts. Think about what you can thank God for. Pause as you and the kids pray quietly.

Touch your mouth. Think about what you can say to God right now. Say it either out loud or in a whisper. Pause as the kids talk to God.

Touch your feet. Where might God send you to share His love and His good news that Jesus brings new life? Pause for a few moments of silent prayer.

Touch your palms and raise your hands. What work might God have for you to do? Again, pause as kids pray.

Now place your hands over your heart. How can you show God that you love Him? Pause as kids pray quietly.

Prayer and Blessing

After the kids finish their activity, pray with them, thanking God for loving them enough to share good news that Jesus came to save us and gives us hope!

God, You're the best. Thank You for sending us good news about Your love and forgiveness. Thank You for giving us Jesus to save us, and the Holy Spirit to live inside us. Help us share Your good news with others this week. In Jesus' name, Amen.

Encourage the kids to hold their hands out in front of them, with palms up, as if their hands were open to receive something. Tell them to listen and receive the blessing as you speak it over them.

Blessing: Today, may God give you joy as the good news God has for His people lifts your heart and brings you peace. May you hold Jesus close, loving Him so much, just as He loves you.

Closing Activity: Dry Bones, Hear!

Wonder Ink RESOURCES: [Risen Early Childhood Spotify playlist](#) (optional)

In this modified version of musical chairs, kids pretend to be lifeless skeletons that only come to life when the music is playing.

This game is like musical chairs, except there are no chairs. That's because in this game you'll pretend to be like the lifeless bones that came alive in Ezekiel 37!

Invite kids to spread out and lie down on the floor. When the music isn't playing, they must lie completely still. **When I say, "Dry bones, hear!" and start the music, then you come to life. Get up! Do a walk. Do a dance. Do whatever you want, as long as you keep moving and respect other people's space. When the music is**

playing, you have to keep moving. Then, when the music stops, drop to the floor and lie perfectly still. The last person to stop moving is out!

Continue playing, eliminating one player per round, until there is only one kid left, who wins!

Make It Inclusive!

If there are kids in your group with physical limitations, consider modifying the activity to involve less movement by allowing kids to only walk instead of lying on the floor, or include kids who use a wheelchair by allowing them to toss a beanbag to a spot when the music stops.

God told Ezekiel to prophesy to the dry bones and give them a message from God. Then the bones came to life. That's the power of good news from God! He has good news for us too!