



March 17, 2024

LAZARUS

LESSON AT A GLANCE

WONDER TRUTH: Jesus Has Power over Death

SCRIPTURE: [John 11](#)

GOD'S BIG STORY: Jesus' friend Lazarus dies, and Lazarus' sisters and friends grieve his death. However, Jesus shows He has power over death when He raises Lazarus to new life.

WORD OF WONDER: Jesus forgives our sins, saves us, and gives us new life. —from [Titus 3:5](#)

CURIOSITY (PRE-SERVICE)

Four options for interactive hands-on activities to help kids begin thinking about the wonder of God.

- Play Stations:
 - Rising Bubbles
 - Where Is He?
 - Lazarus Coloring Sheet
- Declaring God's Wonder



BELIEF (WORSHIP & BIBLE LESSON)

A deep and interactive dive into Scripture that guides kids into knowing God more deeply, exploring His big story, and marveling at His wonder.

- Prayer of Invitation and Worship
- God's Big Story
- Connecting the Wonder Truth
- Word of Wonder: [From Titus 3:5](#)

FAITH (APPLICATION)

An intentional interactive discussion that helps kids discover the wonder of God's story and how it connects to their own.

- Circle Time: Parachute Power
- Craft: Unwrapping Lazarus

IDENTITY (RESPONSE & CLOSING)

An interactive worship response activity that creates space for God to remind kids of these core truths: I am known, I am loved, I am led, and my life can tell of God's wonder.

- Responding in Worship: Torn from the Tomb
- Prayer and Blessing
- Closing Game: Wrapped Up

Wonder@HomeTM

Designed for families to engage in the wonder of God together at home. This resource includes a video, worship playlists, activities, and more! [WONDER@HOME \(PDF\)](#)

Wonder Ink



FOR FIVESTONE KIDS LEADERS

INVITATION

We invite you to pause, listen, and shift your gaze toward the Father ...

LESSON AT A GLANCE

WONDER TRUTH: Jesus Has Power over Death

SCRIPTURE: [John 11](#)

WORD OF WONDER: [From Titus 3:5](#)

Grief brings a wide range of emotions, some of which are unexpected and surprising. It is unpredictable and all-encompassing. Grief, like death, is something you're never truly prepared for.

In [John 11](#), Lazarus, brother of Martha and Mary and friend of Jesus, is sick. Both of his sisters informed Jesus that Lazarus was sick. How did Jesus respond to the news? "This sickness will not end in death. No, it is for God's glory. God's Son will receive glory because of it" ([John 11:4](#), [NirV](#)).

After Lazarus' passing, there was a period of mourning for those who knew and loved him. Even Jesus, the One who had power over death, wept ([John 11:35](#)). The pain was palpable and unimaginable. Mary and Martha believed that Lazarus' death could have been prevented if Jesus had shown up earlier.

Jesus felt the weight of death, which He Himself faced not too long after raising Lazarus. However, that weight did not keep Lazarus in the grave. Jesus spoke, and Lazarus walked.

- Have you ever felt the presence of Jesus' humanness in your life?
- How does the pain Jesus felt resonate with you?
- When has Jesus met you in your pain?

The pain of death is real, but so is Jesus' power over it.

—Kathie Phillips

Senior Director of Next Gen Ministry

Contributor to Wonder Ink

DID YOU KNOW?**FOUNDATION BUILDING BLOCKS****WHO?**

Lazarus was a follower of Jesus and a brother to Martha and Mary. Both sisters also appear in [Luke 10](#), which tells the story of Martha's distraction by all of her preparations. Jesus loved this family; His miracle shows God's glory and was also personal.

WHAT?

Jesus did an amazing miracle by raising Lazarus from the dead. Although He knew Lazarus was sick, Jesus waited for him to die because He knew that this miracle would display God's glory and convince many that He was the Messiah.

WHERE?

Martha, Mary, and Lazarus lived in a small town called Bethany, just east of Jerusalem. Jesus had gone back across the Jordan to escape a group who wished to stone Him ([John 10:31–39](#)). He returned to Judea when He heard that Lazarus was sick.

WHEN?

Jesus was headed back toward Jerusalem as the time for His death drew near. The disciples feared Jesus would be killed ([John 11:16](#)). Yet this miracle convinced many more people that He was the Messiah even as it angered those plotting to kill Him.

CONNECTING TO GOD'S BIG STORY

Raising Lazarus was an astonishing sign of Christ's glory, but Martha was correct to anticipate the day when God will raise those of faith to an eternal life with Him. The same Spirit who raised Jesus will raise those who belong to Christ ([Romans 8:11](#)).



Curiosity (Pre-Service)

PRE-K & KINDERGARTEN

Spark curiosity, encourage exploration, and get kids thinking about the wonder of God.

LESSON AT A GLANCE

WONDER TRUTH: Jesus Has Power over Death

SCRIPTURE: [John 11](#)

WORD OF WONDER: [From Titus 3:5](#)

Countdown Video

Begin playing the countdown video at 10:55am. At the conclusion of the countdown video, please lead your small group to the kids worship room.



Play Stations

SUPPLIES: bubble solution, shallow pan, plastic bubble wands (1 per kid), small paper cups (1 per kid), plastic toy person, large foam cups (3), coloring utensils, bubble machine (optional), food coloring (optional)

Wonder Ink RESOURCES: [Lazarus Coloring Sheet](#) (1 per kid)

Greet kids warmly as they arrive and briefly explain the play stations. Invite them to play at any of the play stations.

Welcome to church! While we're getting ready to start, you can play at any of these stations to help get ready for our lesson. Do you have any ideas of what we'll be learning about today?

Play Station: Rising Bubbles

Set-up: Set out a shallow pan with bubble solution, bubble wands, and small paper cups. Consider adding food coloring to bubble solution to create colored bubbles for added fun. Turn on a bubble machine if this is an option in your environment.

Play: Let kids enjoy blowing bubbles using bubble wands. As the bubbles float up into the air, challenge kids to catch the bubbles using the paper cups. Tell kids that they will hear a story today about a man being raised to life—kind of like the bubbles rising.

Make It Inclusive!

Invite kids who are unable to chase bubbles to blow them or invite those kids to sit near a bubble machine (if available) to catch a lot of bubbles without having to move.

Play Station: Where Is He?

Set-up: Set out three foam cups. The foam cups will act as pretend caves for the kids to use to hide the plastic toy person figure (Lazarus) inside.

Play: Allow kids to turn the cups over and hide the toy person under one cave (cup). Shuffle the cups around quickly several times. Once finished, ask kids to guess where Lazarus is hidden.

Play Station: Lazarus Coloring Sheet

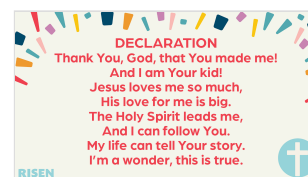
Set-up: Print one copy per kid of the [Coloring Sheet](#). Set out the Coloring Sheets and coloring utensils.

Play: Let the kids color. The kids can also turn the sheet over and draw their idea of something powerful.

Declaring God's Wonder

Wonder Ink RESOURCES: Early Childhood Declaration [Slide](#)

Optional: Show the [Declaration slide](#) and encourage the kids to say the statements and do the motions with you.



Let's say these words together.

Thank You, God, that You made me! *(Kids repeat words and motions.)*

Make prayer hands, then point up to God and to yourself.

And I can be Your kid! *(Kids repeat words and motions.)*

Put your hands on your hips.

Jesus loves me so much; *(Kids repeat words and motions.)*

Spread your arms out wide to your side one at a time, then pull them in for a hug around your chest.

His love for me is big. *(Kids repeat words and motions.)*

Hold your arms up high and wide above your head.

The Holy Spirit leads me, *(Kids repeat words and motions.)*

Bring your arms down from the sky, making a path in front of you.

And I can follow You. *(Kids repeat words and motions.)*

March like you're following the leader.

My life can tell Your story, *(Kids repeat words and motions.)*

Hold your hands in front of you like an open book.

I'm a wonder; this is true. *(Kids repeat words and motions.)*

Put your hands up, shaking your fingers, celebrating ("praise hands").



Belief (Worship & Bible Lesson)

PRE-K & KINDERGARTEN

Guide kids into knowing God more deeply, exploring His big story, and marveling at His wonder.

LESSON AT A GLANCE

WONDER TRUTH: Jesus Has Power over Death

SCRIPTURE: John 11

WORD OF WONDER: From Titus 3:5

Prayer of Invitation

Before entering into God's big story, lead kids in a prayer of invitation. Use the prayer here or your own words: **God, thank You that You are our God! Please teach us today through the power of Your Holy Spirit and show us more about how Jesus has power over death. In Jesus' name, Amen.**

God's Big Story

SUPPLIES: Bible

Hold up a Bible and show the kids. Tell them today's story comes from the book of John in the Bible. Open a Bible and show them where the story is found.

Bible Time Rhyme

Say the Bible time rhyme (with motions) each week before the Bible story to remind kids that what they're about to hear is part of God's big story.

I open my Bible and what do I see? *(Hands together then opening palms up, like opening a book.)*

God's big story, waiting for me! *(Point to yourself.)*

Let's hear part of God's big story, which comes from the book of John in the Bible.

Read the God's Big Story Script provided, or read [John 11:1–4, 14–15, 21–27, 33–44](#) from the Bible.

God's Big STORY SCRIPT: LAZARUS

Wonder Ink RESOURCES:

Today's story is about Jesus' power over death. Jesus doesn't always choose to use this power, but when He does, it's amazing! Listen closely and when you hear the phrase "Don't fear," you will reply, "Jesus is powerful!" Let's practice before we begin. Use the phrase "Don't fear" in a sentence to practice (Example: "Everything will be OK, so don't fear."), and make sure to pause and point to the kids so they know to respond with "Jesus is powerful!"

Make It Inclusive!

Give kids who may not be able to verbalize well the option to substitute hand or body motions for the phrase "Jesus is powerful!" For example, kids might use their arms to show off their muscles or choose to jump up and sit back down quickly

One of Jesus' friends was Lazarus. Jesus loved Lazarus! Lazarus became very sick. His sisters, Mary and Martha, sent a message to Jesus saying, "Lord, the one you love is sick," (John 11:3, Nlrv), **but don't fear** (pause for kids to respond "Jesus is powerful!") **because Jesus told His disciples, "This sickness will not end in death. No, it is for God's glory"** (John 11:4, Nlrv).

Jesus' disciples thought Lazarus must've gotten better since Jesus didn't rush to see him, but Lazarus had died. Remember, don't fear (pause for kids to shout, "Jesus is powerful!"). **Everyone was sad that Lazarus had died, but Jesus said to His disciples, "For your benefit, I am glad I was not there. Now you will believe. But let us go to him"** (John 11:15, Nlrv). **Jesus wanted to show people that He has power over all things ... even death.**

Finally, Jesus and His disciples came to Lazarus' home. Lazarus had been dead for four days! Martha ran to Jesus and said that if Jesus had been there, Lazarus wouldn't have died. Martha and Mary believed Jesus was the Son of God. They knew Jesus could have healed their brother, and they trusted they would one day see Lazarus again ... but don't fear (pause for kids to say, "Jesus is powerful!"). **Jesus went to the tomb where Lazarus was buried, and He told the people to roll the stone away from the entrance.**

Jesus decided to use His power that day and bring Lazarus back to life. Jesus prayed to God and shouted, "Lazarus! come out!" (John 11:43, Nlrv).

And out walked Lazarus—alive! He was wrapped in grave clothes, but he was alive and healed! People who saw this miracle believed that Jesus has power over death!

Connecting the Wonder Truth

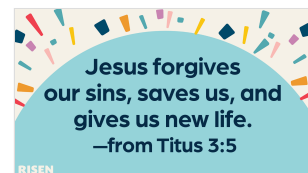
Ask the following question to kids to help them connect the Wonder Truth to God's big story:

Our Wonder Truth today is **JESUS HAS POWER OVER DEATH. Where did you see our Wonder Truth in the story?** Allow kids to answer freely.

When Jesus raised Lazarus from the dead, it was an amazing sign of His glory and power! After all, only God has power over death! The Bible tells us that one day God will raise His followers to live forever with Him. The same Spirit who raised Jesus will raise those who belong to Christ ([Romans 8:11](#)).

Word of Wonder

Wonder Ink RESOURCES: [Word of Wonder Slide](#)



WORD OF WONDER

**Jesus forgives our sins, saves us,
and gives us new life.**

—from [Titus 3:5](#)

Jesus has power over death, and this power gives us new life! Our Word of Wonder is from the book of Titus. Let's say [Titus 3:5](#) with powerful voices together. Say the verse several times together.

Gather the kids together in a circle. Repeat the Word of Wonder several times together while performing the following motions: jumping jacks, hopping on one foot, and balancing on bottoms while keeping hands and feet in the air. Then have kids hide under a table and lie down on the ground, pretending to be Lazarus in the tomb. When you say, "Come out!", they will jump out from under the table and shout the verse.

Make It Inclusive!

Include kids with physical disabilities by providing musical instruments to shake while saying the Word of Wonder.

Encourage the kids to do the motions and say the verse with you.

- **JESUS**—*Point up.*
- **FORGIVES OUR SINS,**—*Palms together (praying hands motion).*
- **SAVES US,**—*Arms out to your sides (make a cross).*
- **AND GIVES US**—*Hold your hands in front of you as if receiving something.*
- **NEW LIFE.**—*Bring your arms up and out to your sides.*
- **FROM TITUS 3:5**—*Hold your hands open, as if holding a book.*

Gather kids to discuss these questions:

- **How do you feel knowing that Jesus has the power to forgive, save, and give us new life?**
- **Do you think it's easy or difficult for Jesus to do these things?**



Faith (Application)

PRE-K & KINDERGARTEN

Help kids see the wonder of God's story and how it connects to their own story.

LESSON AT A GLANCE

WONDER TRUTH: Jesus Has Power over Death

SCRIPTURE: John 11

WORD OF WONDER: From Titus 3:5

Circle Time: Parachute Power

SUPPLIES: parachute or king-size bedsheet

Jesus is God's Son, and He came to teach us about God's kingdom. Jesus cares about people who are sick and sad. In God's big story today, Jesus showed His power by bringing Lazarus back to life. Let's celebrate Jesus' power by raising the parachute together while talking more about how Jesus has power over death.

Spread out the parachute on the floor. Gather the kids around the parachute. Answer the questions below as a group. Invite kids to raise the parachute above their heads and exclaim, "Jesus has power over death," and bring the parachute back to the ground after answering each question.

DISCUSSION QUESTIONS

- **Who was Lazarus?** *(Jesus' friend)*
- **What happened to Lazarus?** *(He got sick. He died.)*
- **Why do you think Jesus didn't go to see Lazarus right away?** *(to help people believe in Him)*
- **How do you know Jesus loved Lazarus and his sisters?** *(Jesus cried with them.)*
- **What happened when Jesus called Lazarus to come out of the tomb?** *(Lazarus came out!)*

- **What would you have done or said if you had seen Lazarus come out of the tomb?**
- **What does this story show us about Jesus?**
-

Jesus died on the cross for our sins and will bring us new life, like He did for Lazarus. Let's talk to God now in prayer!


Invite kids to share prayer requests and praises and to pray for each other. Some kids may not be comfortable praying out loud. That's OK! Encourage them to pray silently and thank God for having power over death.

Craft: Unwrapping Lazarus

SUPPLIES: cardstock or paper (1 sheet per kid), scissors (prep only), crayons, markers, strips of white or grey crepe paper (3–4 strips per child), tape, baby doll (optional), stretchy bandage wrap (optional), glue (optional)

Wonder Ink RESOURCES: [Lazarus Template Sheet](#) (1 per kid)

Ahead of time, consider using a large baby doll and stretchy bandage wrap to show kids how Lazarus would have been wrapped up inside the tomb. Then invite one kid to unwrap the baby doll.



Leader Tip: Ahead of time, consider using a large baby doll and stretchy bandage wrap to show kids how Lazarus would have been wrapped up inside the tomb. Then invite one kid to unwrap the baby doll.

From the very beginning, God had a plan to fix what is broken by sin in the world. God's plan was Jesus! Jesus died for our sins and gives us new life. Let's celebrate the new life that Jesus chose to give Lazarus!



Pass out a [Lazarus template](#) and coloring supplies to each kid. Once kids have finished coloring Lazarus, encourage them to wrap Lazarus using crepe paper streamers or tissue paper. Consider attaching a small piece of tape to the crepe paper to allow kids to wrap

and unwrap Lazarus multiple times. Or use glue to adhere the stretchy bandage wrap for a more permanent craft.



Identity (Response & Closing)

PRE-K & KINDERGARTEN

Create space for God to remind kids they are known, loved, led, and their lives can tell of God's wonder.

LESSON AT A GLANCE

WONDER TRUTH: Jesus Has Power over Death

SCRIPTURE: John 11


WORD OF WONDER: From Titus 3:5

Responding in Worship: Torn from the Tomb

SUPPLIES: butcher paper or posterboard, permanent marker, white crepe paper streamers (12" strips, 1 per kid), tape

Before kids arrive, draw a picture of a tomb on the butcher paper or posterboard. Above the tomb write the word Jesus and draw a picture of a cross. Use tape to attach strips of crepe paper streamers all over the tomb.

In God's big story today, we saw how Jesus healed Lazarus. Lazarus walked out of the tomb and no longer needed the strips of cloth that had been wrapped around him. Let's thank Jesus for having power over death and giving us new life in Him.



Invite the kids to look at the picture of the tomb. One at a time, invite each kid to tear off a streamer from the tomb. Encourage kids to say one thing that is great about Jesus before tearing off a strip. If kids have trouble thinking of what to say, encourage them to say, "Jesus has power over death!" Consider modeling this activity for kids with your own response first. Once finished, lead kids in a parade around the room while waving the crepe paper and saying, "Jesus has power over death!"

Prayer and Blessing

After the kids finish their activity, pray with them, thanking God for His love and power.

God, thank You for loving us and giving us Jesus. Help us trust in You and Your power. In Jesus' name, Amen.

Encourage the kids to hold their hands out in front of them, with palms up, as if their hands were open to receive something. Tell them to listen and receive the blessing as you speak it over them.

Blessing: Jesus is so powerful! May you always know that Jesus has power over death and gives life. And may you always trust that Jesus' death and resurrection perfectly pays for your sins!

Closing Game: Wrapped Up

SUPPLIES: toilet paper (1–3 rolls), dowel rod or stick

Select one kid who is willing to be wrapped up in a roll of toilet paper and pretend to be Lazarus. Put a dowel rod or stick through a roll of toilet paper so you can hold onto the rod or stick without touching the toilet paper. Let kids take turns holding the toilet paper on the stick and wrapping it around the pretend Lazarus. Once Lazarus is partially wrapped in toilet paper, ask all kids to say, **"Lazarus, come out!"** Upon hearing this phrase, Lazarus should break free from toilet paper. Repeat as time allows.

In God's big story today, we heard how Jesus used His power to help Lazarus break free from death. Jesus' power over death helps us to break free from our sins so we can have new life as children of God!