

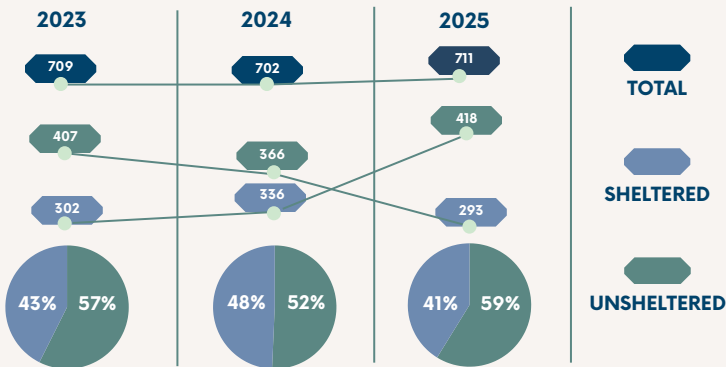
# PLACER COUNTY 2025 POINT-IN-TIME COUNT & SURVEY



Each year, communities across the country conduct a Point-in-Time (PIT) Count to measure the number of individuals experiencing homelessness on a single night in January. While HUD requires annual counts of sheltered homelessness and biennial counts of unsheltered homelessness, Placer County Continuum of Care conducts comprehensive counts of both sheltered and unsheltered populations every year.

The 2025 PIT Count reflects where people stayed the night of January 28, with surveys conducted in the days immediately following. The surveys accounted for 711 people experiencing homelessness in order to profile their experience and characteristics.

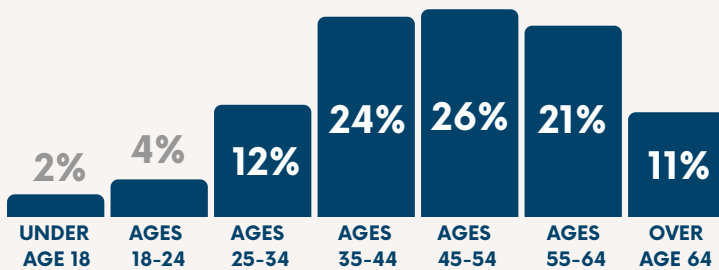
## TOTAL POPULATION LONGITUDINAL TREND



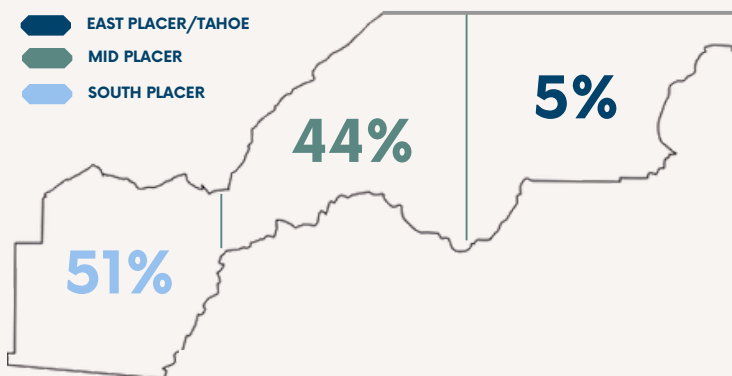
## 2025 SHELTERED/UNSHELTERED POPULATION



## 2025 UNSHELTERED INDIVIDUALS BY AGE



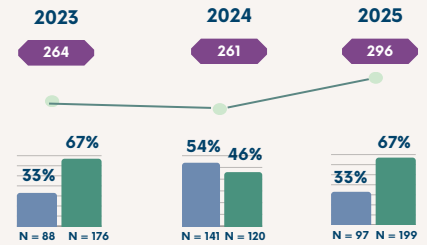
## 2025 POPULATION BY REGION



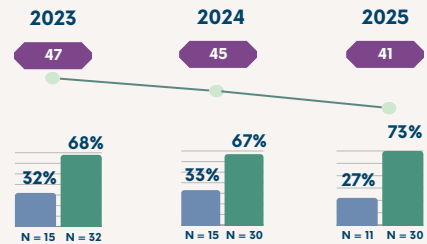
## SPECIAL POPULATION DATA

KEY: ■ SHELTERED ■ UNSHELTERED ■ TOTAL

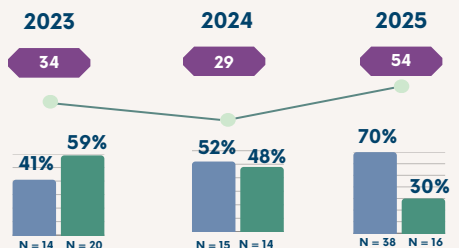
### CHRONIC HOMELESSNESS



### VETERANS

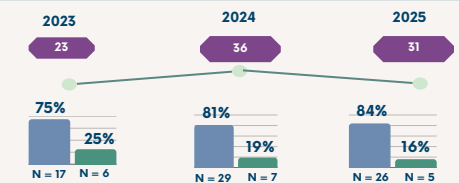


### UNACCOMPANIED YOUTH & YOUNG ADULTS

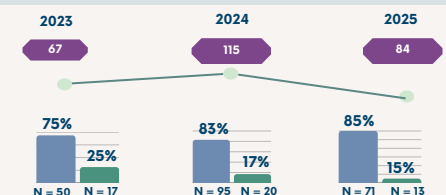


### FAMILIES

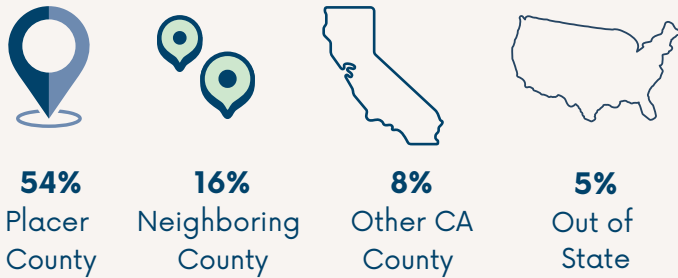
# OF FAMILY UNITS



# OF FAMILY MEMBERS



## RESIDENCE AT TIME OF HOMELESSNESS

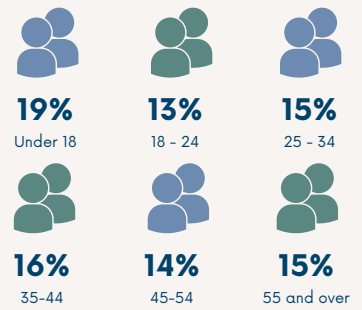


## LIVING IN PLACER AT LEAST 5 YEARS

**49%**  
Placer County



## AGE AT FIRST EPISODE OF HOMELESSNESS

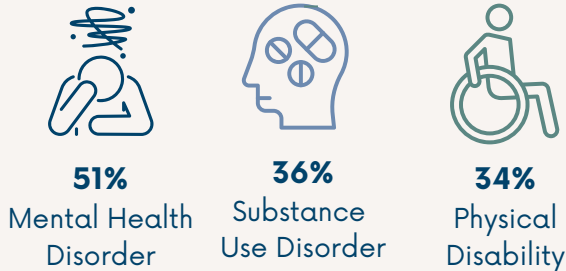


## FIRST EPISODE OF HOMELESSNESS

**39%**  
are experiencing their first episode of homelessness



## SELF REPORTED HEALTH

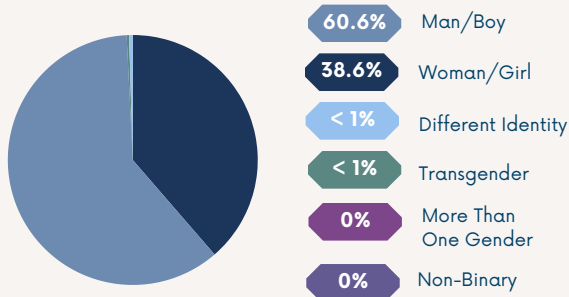


## DISABLING CONDITIONS

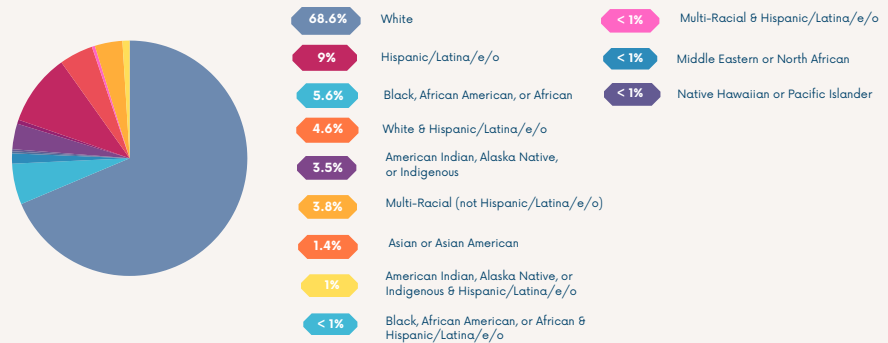
**52%**  
of survey respondents having at least one disabling condition



## GENDER



## RACE & ETHNICITY



## SEXUAL ORIENTATION

**75%**  
Heterosexual

**5%**  
LGBTQ+

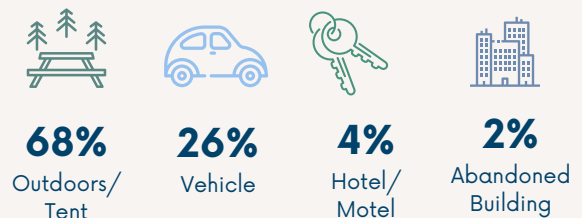
## FOSTER CARE

**14%**  
of survey respondents have been in the foster care system

## HISTORY OF DOMESTIC VIOLENCE

**11%**  
of survey respondents reported a history of domestic violence

## UNSHeltered POPULATION BY SLEEPING LOCATION



### CHRONIC HOMELESSNESS

An individual with one or more disabling conditions, or a family with a head of household with a disabling condition, who:

- Has been continuously homeless for one year or more and/or;
- Has experienced four or more episodes of homelessness within the past three years.

### VETERANS

Persons who have served on active duty in the Armed Forces of the United States. This does not include inactive military reserves or the National Guard unless the person was called up to active duty.

### UNACCOMPANIED YOUTH & YOUNG ADULTS

Youth under the age of 18 and young adults from the ages of 18 to 24 years old (TAY) who are experiencing homelessness and living without a parent or legal guardian.

### FAMILIES

A household with at least one adult member (persons 18 or older) and at least one minor child member.

### SUBPOPULATION DEFINITIONS

### NOTES

Some percentages have been rounded, so total percentages will equal to 100%.

### KEY

Multiple response question: results may not add up to 100%