

# \*LIBERTYchurch

## 2019 ANNUAL FINANCIAL REPORT

8 COMMUNITIES • 5 CITIES • 1 CHURCH

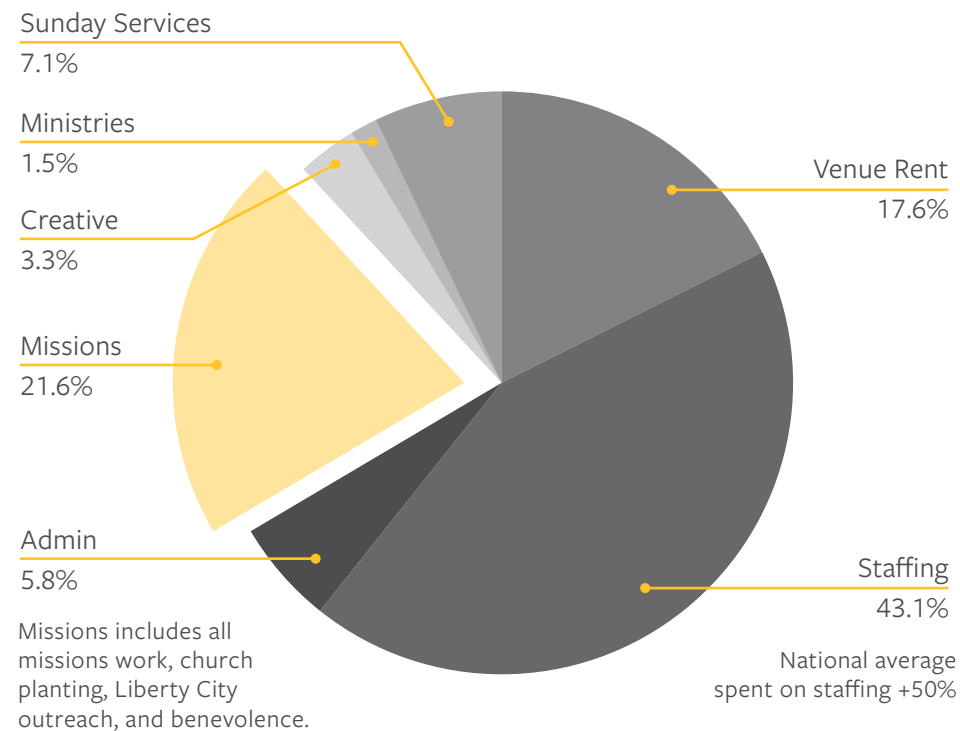
There's so much to celebrate from 2019 as a church. We hope you're encouraged by our latest Annual Financial Report as we Follow Jesus, Thrive in Community and Make a Difference together.

**TITHES & OFFERINGS** **\$2,887,372 +9%**

**TOTAL U.S. INCOME 2019** \$3,110,277

**TOTAL U.S. GIVERS** 1,460 +17%

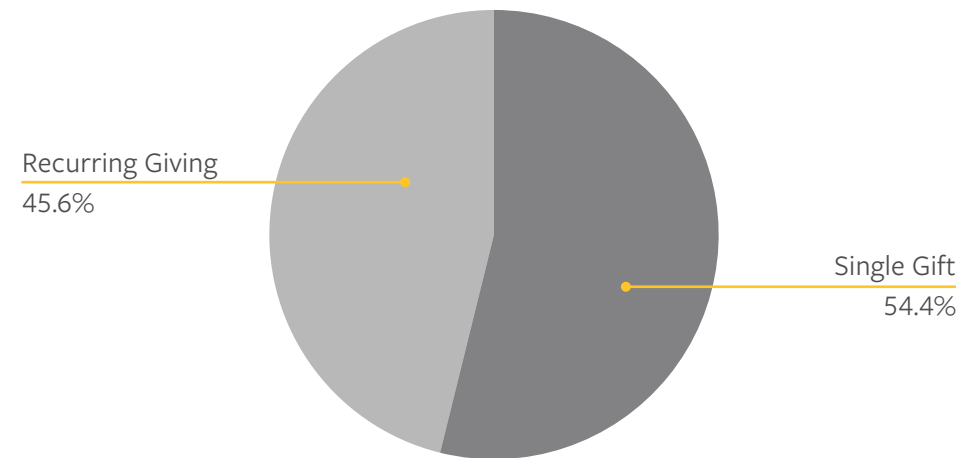
### EXPENSES



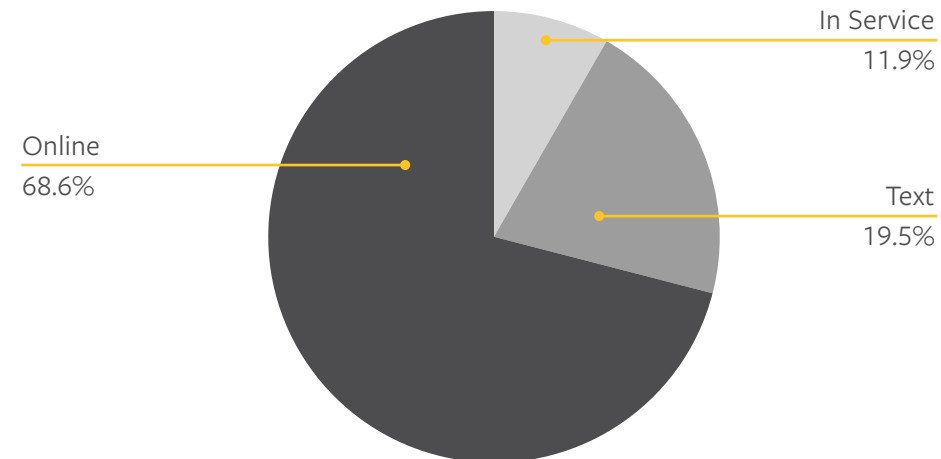
**TOTAL SOWN INTO MISSIONS** **\$3,200,000+**  
over the last 5 years

### GIVING TRENDS

#### RECURRING GIVING VS SINGLE GIFTS



#### HOW PEOPLE GIVE



### OUR FINANCIAL GOVERNANCE PRINCIPLES

- In legal terms Liberty Church is a registered 501(c)(3) charity with bylaws that govern how we operate and make decisions as a church.
- When you tithe and give offerings as a member of Liberty Church, you can be confident that we are making every penny count. Your giving is confidential and is only seen by the Finance and Executive Team.
- We use accountants who are not members of Liberty Church to ensure professionalism and transparency on a regular basis.
- Our day-to-day finances are administered by in-house bookkeepers who report to the Board.
- The Board approves an annual budget and receives detailed monthly financial reports.
- Each year 20-25% of the total giving that comes into our church we in turn sow into missions both locally and globally. This currently includes the Association of Related Churches, planting Liberty Churches, Liberty City, Children's Cup, Liberty Foundation, benevolence, disaster relief and more.
- Each January we release an Annual Report outlining our financial performance and allocation of funds for the previous year.

## 2019 HIGHLIGHTS

**373** DECISIONS TO FOLLOW CHRIST

**80%** OF AVERAGE SUNDAY ATTENDANCE IN COMMUNITY GROUPS

CHRISTMAS SERVICES GREW **74%**

LIBERTY KIDS SERVED **463** FAMILIES

NOW REPRESENTING **67** NATIONS

AND **56** LANGUAGES SPOKEN AS A CHURCH