

# *Week 3*

## *The Gift: Jesus Is Born*

### *Theme*

Jesus is the greatest gift.

### *Scripture*

Luke 2:1–20

### *Family Activity*

Nativity Scene

### *Reflection Questions*

What is your favorite Christmas tradition?

What's the best gift you've ever gotten for Christmas?

How did Jesus' birth change the world?

How does Jesus change our lives?

### *Prayer Points*

Thank Jesus for coming

Pray for those that need Jesus

Pray for your family's faith

# *Week 3*

## *Nativity Craft*

### *Supplies*




- Printable nativity character cutouts
- Toilet paper rolls or paper cups (optional)
- Glue stick or tape
- Scissors
- Shoebox lid, card board box, you can use cardboard by itself, anything that is sturdy for a backdrop.

### *Simple Instructions*

1. Color and cut out the nativity characters.
2. Glue each character onto its own toilet paper roll so it stands up. Or if you have extra cardboard you can use it as a base for each character like in the video.
3. Place Mary, Joseph, and Baby Jesus in the center, then add everyone else.
4. Add a star above the stable.
5. Also don't forget to decorate your stable with anything you want to add to it, maybe more stars in the sky, a tree, more animals.

# *Nativity Printable Part 1*

Use the printouts of each person who was at the birth of Christ.  
Feel free to color, cut and paste them to your Nativity scene.



# *Nativity Printable Part 2*

Use the printouts of each person who was at the birth of Christ.  
Feel free to color, cut and paste them to your Nativity scene.

