

ANNUAL REPORT

HONOR GOD. HELP PEOPLE. LOVE BOTH.



20
23



TABLE OF CONTENTS

02 A Letter From Pastor

03 Year In Review

05 Financial Overview

09 Ministry Highlights

15 2023 OCC Champions

16 2024 New Building Project



A LETTER FROM OUR PASTOR

To our One City Family,

What a ride 2023 has been. God's faithfulness never ceases and it never fails.

This year, we saw incredible growth - in the best way possible. We saw record numbers in salvations, baptisms and volunteers. But what's even more incredible than the metrics is watching how deep the One City family has been diving into their relationship with Jesus. That's the real headline of 2023. **A healthy church with a healthy relationship with God.**


Another highlight of 2023 was the miracle God delivered in the form of a new building we aim to move into in 2024. We're not just expanding our facilities; **we're creating a space that feels like home for even more people looking for a place to belong and encounter Jesus.**

But, even with all the excitement of new buildings and logos, the heart of One City Church remains about connecting with God and each other. It's in the powerful moments of prayer, the passionate worship, and the fellowship of believers that made this year what it was.

As we look to 2024, I'm excited. We're not just praying big; we're expecting big - big faith, big impact, and big community. **That we would DECREASE so God can INCREASE.** And my promise to you is that my passion for this church and our mission will remain as strong as it always has been.

Here's to another year of growing together, laughing together, and walking this incredible journey of faith together. Remember, at One City, we're more than just a church; we're a family. And in this family, the best is definitely yet to come.

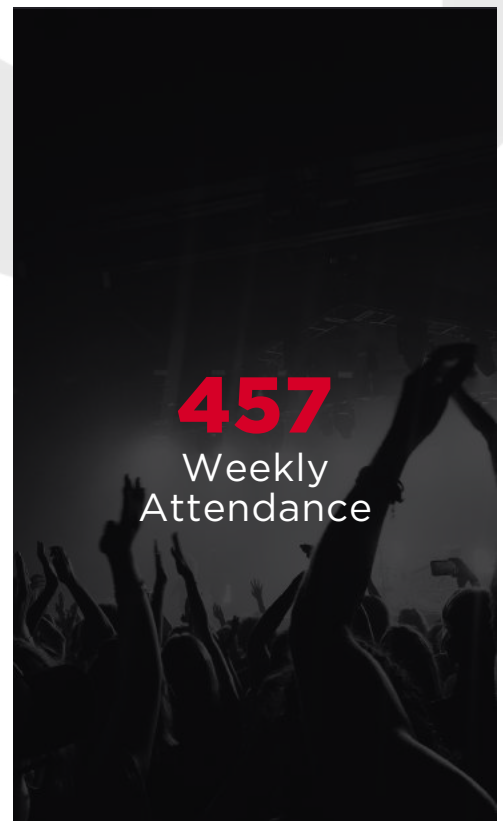
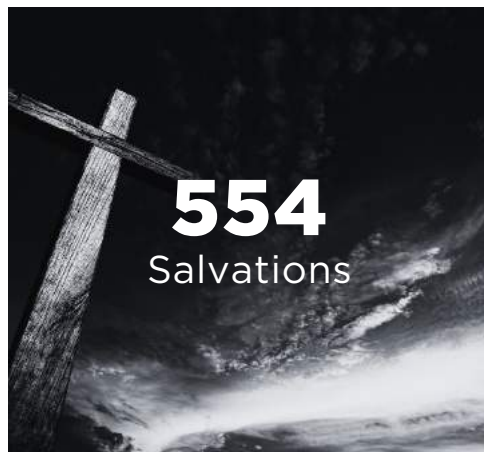
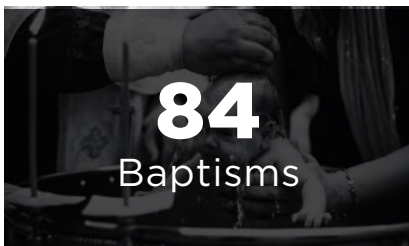

Much Love and Blessings,



YEAR IN REVIEW

2023 ONE CITY METRICS

The following metrics are the key metrics observed by leadership at One City Church. Here is how the year wrap up looked.



MISSIONS REVIEW

Missions Update

In 2023, One City Church supported a variety of missions due to the faithful generosity of it's members. The following missions were supported by One City Church.



FINANCIAL OVERVIEW

One City Church

Statement of Financial Position | Cash Basis

As of December 31, 2023

	TOTAL
ASSETS	
Current Assets	
Bank Accounts	
Checking 0416 - 1	488.00
Checking 6957 - 1	20,909.23
Corporate Checking 8227 - 1	563,289.82
Total Bank Accounts	\$584,687.05
Total Current Assets	\$584,687.05
TOTAL ASSETS	\$584,687.05
LIABILITIES AND EQUITY	
Liabilities	
Current Liabilities	
Credit Cards	
Business Platinum Card® (1000) - 3	21,244.38
Total Credit Cards	\$21,244.38
Total Current Liabilities	\$21,244.38
Total Liabilities	\$21,244.38
Equity	
Net Assets	303,966.82
Net Revenue	259,475.85
Total Equity	\$563,442.67
TOTAL LIABILITIES AND EQUITY	\$584,687.05

One City Church

Statement of Activity | Cash Basis

January - December 2023

	TOTAL	
	JAN - DEC 2023	JAN - DEC 2023 (YTD)
Revenue		
Tithes & Offerings	599,687.48	599,687.48
Total Revenue	\$599,687.48	\$599,687.48
GROSS PROFIT	\$599,687.48	\$599,687.48
Expenditures		
Administration		
Background Checks	1,636.00	1,636.00
Bank Charges / Merchant Fees	880.50	880.50
Computer & Technology	5,388.65	5,388.65
Dues & Subscriptions	501.39	501.39
Hospitality	48.35	48.35
Legal & Professional Fees	13,773.35	13,773.35
Liability Insurance	5,772.00	5,772.00
Licenses and Fees	200.00	200.00
Meals & Meetings	4,822.08	4,822.08
Office Supplies / Software	10,849.98	10,849.98
Postage / Shipping	284.79	284.79
Staff Retreats & Training	8,056.24	8,056.24
Supplies	2,600.48	2,600.48
Training & Development	6,225.29	6,225.29
Total Administration	61,039.10	61,039.10
Facilities		
Janitorial / Cleaning Supplies	2,641.29	2,641.29
Repairs & Maintenance Taxes	18,726.73	18,726.73
& Licenses	5,535.47	5,535.47
Telephone & Communication	1,958.49	1,958.49
Utilities	19,192.86	19,192.86
Volunteer Development	576.19	576.19
Total Facilities	48,631.03	48,631.03
Ministry		
Children's		
Guest Experience	6,904.87	6,904.87
Kid City	5,828.62	5,828.62
Kid City Jr.	6,384.42	6,384.42
Total Children's	19,117.91	19,117.91

One City Church

Statement of Activity | Cash Basis

January - December 2023

	TOTAL	
	JAN - DEC 2023	JAN - DEC 2023 (YTD)
Connections		
Advertising, Marketing & Printing	6,033.23	6,033.23
Online Advertisement	18,757.80	18,757.80
Total Advertising, Marketing & Printing	24,791.03	24,791.03
Events	3,768.06	3,768.06
Guest Experience	6,830.20	6,830.20
Hospitality	7,022.81	7,022.81
Volunteer Development	510.69	510.69
Total Connections	42,922.79	42,922.79
Discipleship		
Care Ministries	3,406.15	3,406.15
Community Outreach	940.12	940.12
Small Groups	1,616.29	1,616.29
Training & Development	521.36	521.36
Volunteer Development	152.05	152.05
Total Discipleship	6,635.97	6,635.97
Student's Events	448.80	448.80
Guest Experience	512.30	512.30
Large Groups	751.66	751.66
Small Groups	304.00	304.00
Total Student's	2,016.76	2,016.76
Travel & Visitation	3,669.18	3,669.18
Volunteer Care		
Development	447.88	447.88
Meals	625.49	625.49
Resources/Books/Supplies	1,337.19	1,337.19
Volunteer Appreciation	7,145.76	7,145.76
Total Volunteer Care	9,556.32	9,556.32
Worship Ministry		
Equipment	10,869.10	10,869.10
Media	1,980.49	1,980.49
Production	2,753.18	2,753.18
Software & Subscriptions	4,266.81	4,266.81
Volunteer Development	1,700.92	1,700.92
Total Worship Ministry	21,570.50	21,570.50
Total Ministry	105,489.43	105,489.43


One City Church

Statement of Activity | Cash Basis


January - December 2023

	TOTAL	
	JAN - DEC 2023	JAN - DEC 2023 (YTD)
Missions	600.00	600.00
Benevolence	15,293.61	15,293.61
Hope Center	1,500.00	1,500.00
Local Outreach	1,580.00	1,580.00
Organizational	24,566.31	24,566.31
Total Missions	43,539.92	43,539.92
Personnel		
Honorarium / 1099	1,200.00	1,200.00
Love Offering & Appreciation / 1099	3,188.47	3,188.47
Payroll Expenditures		
Payroll Taxes	10,685.51	10,685.51
Salary / Wages	66,440.27	66,440.27
Total Payroll Expenditures	77,125.78	77,125.78
Total Personnel	81,514.25	81,514.25
Total Expenditures	\$340,213.73	\$340,213.73
NET OPERATING REVENUE	\$259,473.75	\$259,473.75
Other Revenue		
Interest Earned	2.10	2.10
Total Other Revenue	\$2.10	\$2.10
NET OTHER REVENUE	\$2.10	\$2.10
NET REVENUE	\$259,475.85	\$259,475.85


MINISTRY HIGHLIGHTS



CONNECTION HIGHLIGHTS



KIDS HIGHLIGHTS



WORSHIP HIGHLIGHTS



STUDENT HIGHLIGHTS



DISCIPLESHIP HIGHLIGHTS



OCC CHAMPIONS OF THE YEAR

2023 ONE CITY CHAMPIONS AWARD DINNER

This individuals were honored for their hard work and contributions to the One City Dream Team.

LEGACY AWARD:

Rowena & Shaine Higgins

Connections Award:

Sherri Lewis

Worship Award:

Shane Gallop

Discipleship Award

Brittany Sanchez

Student Volunteer Award

Zoe Fabac

Kids City Award:

Aqueelah Young

First Lady Award:

Melissa Solis

Volunteer Of The Year:

Bobbie Jones



2024 NEW BUILDING PROJECT

